



CATALOG  
OF DREAMS

2024







What do you see when you look at a backyard, front porch, or driveway?

**At Unilock, we see possibilities.**

Possibilities to build works of art and personal playgrounds. Possibilities to bring families together for a birthday barbecue or a wedding reception. Possibilities to transform your imagination into remarkable outdoor spaces, and build connections stronger than the concrete underfoot.

And we don't let possibilities go to waste. Built on 50 years of innovation and sustainability, Unilock provides customers the tools to transform dreams into reality. We connect you with proven contractors and supply an endless canvas of materials, but the final product is always uniquely yours. And when your project is complete, you don't just have something beautiful, you've changed the way you see the world.

So, where can you see possibilities, and how can we help you build them?

**UNILOCK** TRANSFORMING HARDSCAPES



# TABLE OF Contents



Journey in style as you discover, dream, and learn about our revolutionary Unilock products and resources.

## 6 DREAM

---

- |    |                           |    |                      |
|----|---------------------------|----|----------------------|
| 8  | Discover Unilock Finishes | 16 | Dream with Unilock   |
| 10 | Choose your Color         | 48 | Unilock Best in Show |
| 14 | Unique Touches            |    |                      |

## 50 PRODUCTS

---

- |    |                      |     |                        |
|----|----------------------|-----|------------------------|
| 52 | Product Categories   | 62  | Pavers & Slabs         |
| 54 | Think Green          | 128 | Retaining Walls        |
| 56 | Unilock Technologies | 156 | Coping, Steps & Treads |

## 164 LEARN & PLAN

---

- |     |                              |     |                     |
|-----|------------------------------|-----|---------------------|
| 168 | Project Planning Resources   | 174 | Commercial Projects |
| 170 | Finding the Right Contractor | 176 | Quality Commitment  |
| 172 | Installation 101             |     |                     |






# Dream

Begin with a dream  
of what's possible

Imagine an outdoor space where the inspired use of patterns, textures and shapes not only creates design-envy, but elevates your world in the most beautifully functional way.





# Discover Unilock Coatings



Feels 3x better on bare feet than ordinary pavers.

A special finishing process creates the ultra-smooth and silky surface texture of Comfort Step. This special technology results in a remarkably tight surface that is factory sealed to create a unique sensory experience that is velvety-smooth and cool underfoot.

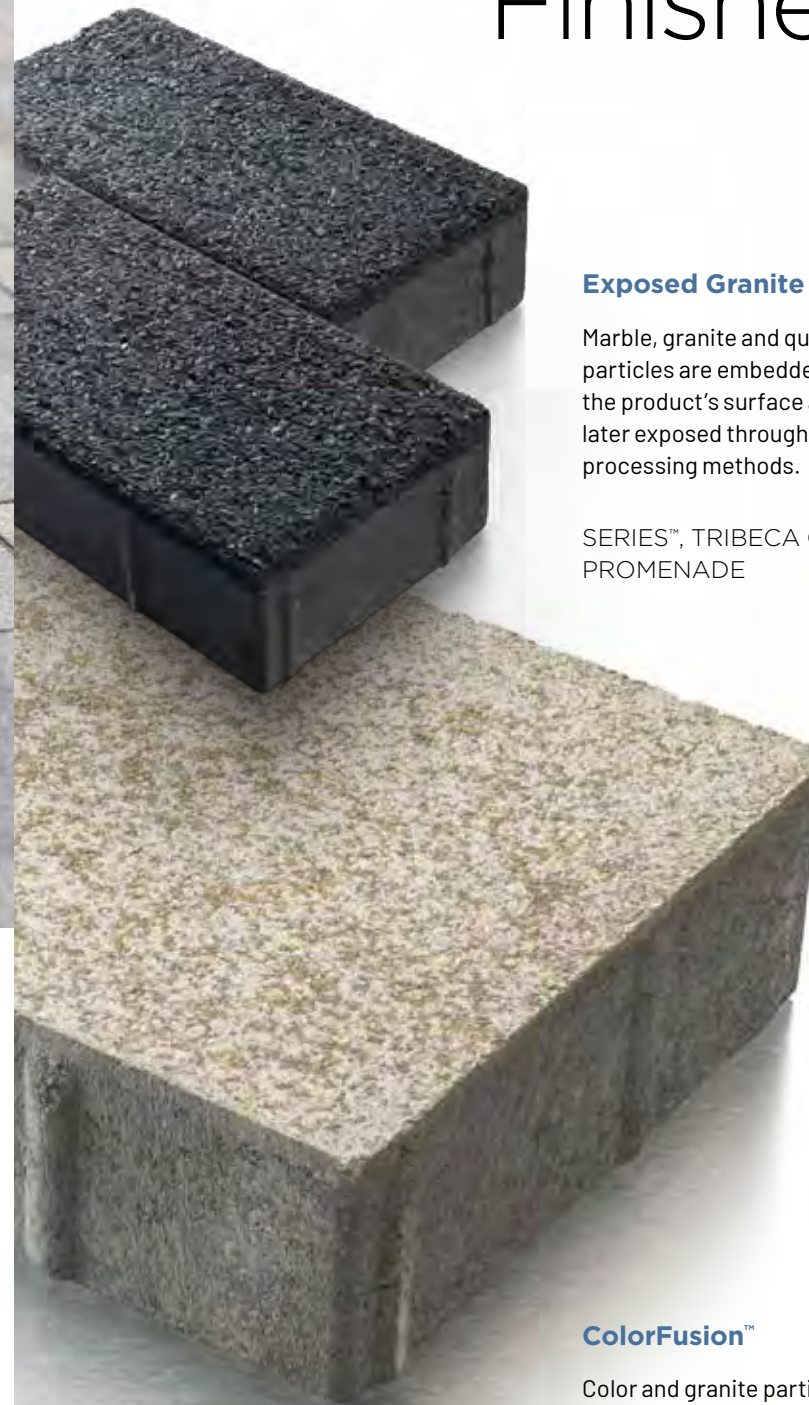


# Surface Finishes

## Exposed Granite

Marble, granite and quartz particles are embedded into the product's surface and are later exposed through additional processing methods.

SERIES™, TRIBECA COBBLE™, PROMENADE



## ColorFusion™

Color and granite particles are randomly dispersed to achieve a unique mottled surface.

UMBRIANO®, U-CARA®, ARTLINE™



## Timeworn

Various methods are employed to obtain this weathered, timeworn finish, but in every instance, this patina improves the appearance.

TOWN HALL®  
COURTSTONE®  
BRUSSELS BLOCK®  
BRUSSELS DIMENSIONAL™



## Enhanced Surface

REVELA™, PROMENADE™

The surface of these products is enhanced using a special process to reveal a variety of distinctive colors and textures.




## Flagstone

BEACON HILL™, RICHCLIFF®



A durable, colorfast flagstone texture that adds depth to your project.



Details on Page 58

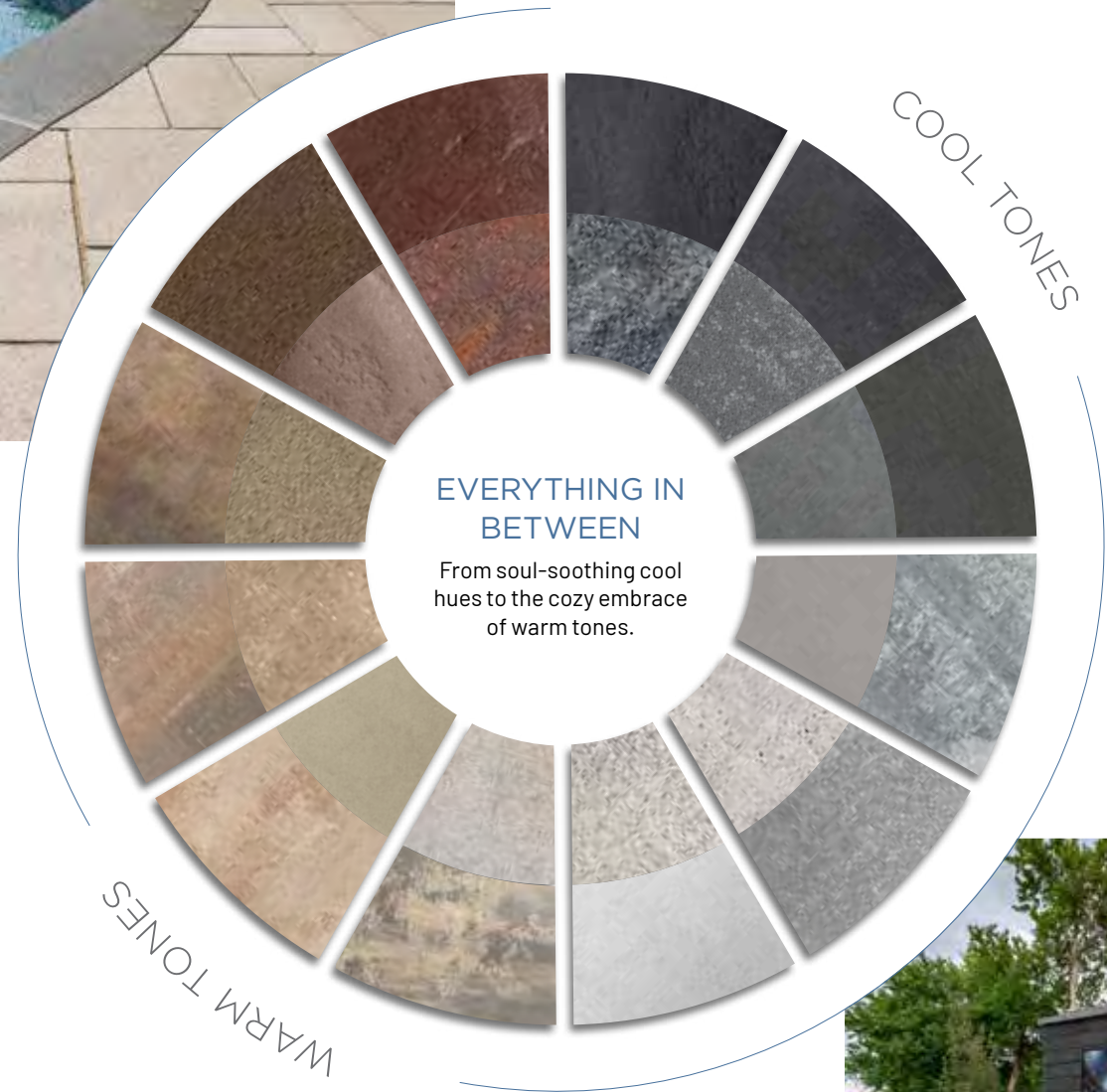
Available exclusively on Elegance and select EnduraColor products, EasyClean enhances the surface color and provides integral stain resistance.

Products enlarged to show surface texture.





# Choose your Color



## MONOCHROMATIC OR CONTRAST


For an intimate atmosphere, dominate with warm colors, while still incorporating cool tones to create contrast and achieve a visual balance.



# Choose your Shape

## SHAPING YOUR OUTDOOR PROJECT

Finding the right shape to fit your outdoor project is like placing the last puzzle piece on an exquisite work of art. It just fits! What's more, combine different shapes together to deliver a two-for-one hardscape punch that will elevate your artistic vision to new heights.



- RECTANGLE
- HEX
- SQUARE
- PLANK



## What will you create?

Let your imagination run wild in the playground of Unilock paving products!






HISTORIC

# Find your Style

Whether you're designing a quaint backyard refuge or an ultra-modern driveway, we have a variety of paving products that'll turn your outdoor space into a little slice of heaven.



TRADITIONAL



CONTEMPORARY

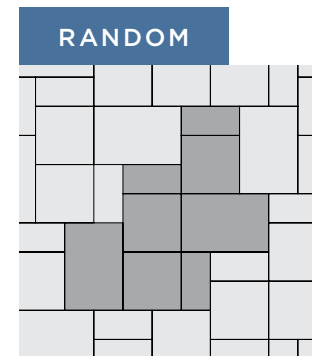


GEOMETRIC

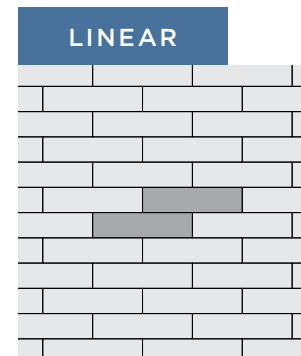
# Pick your Pattern

## PLAY WITH ANGLES

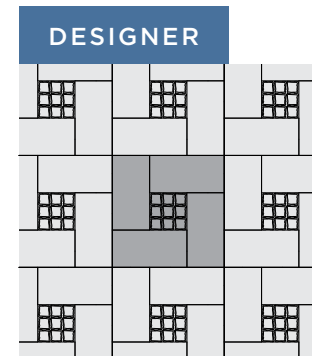
From herringbone to basket weave, the right angle can make all the difference! A Unilock Authorized Contractor can recommend the best laying patterns based on the products you choose.



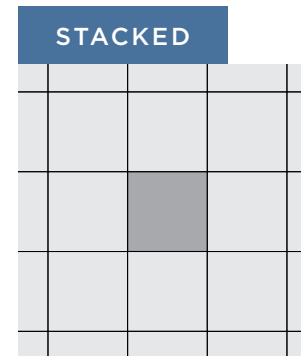
RANDOM



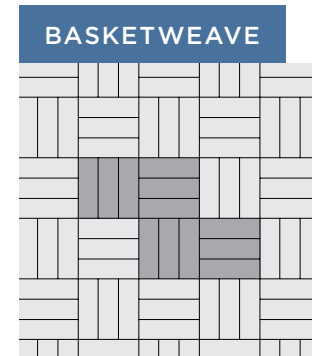
LINEAR




DESIGNER




STACKED



BASKETWEAVE



HERRINGBONE



## THINK OUTSIDE THE BOX

Distinct laying patterns can help define unique "rooms" across your outdoor space, giving you countless design options.

Visit [Unilock.com](http://Unilock.com) for laying patterns.



# Unique Touches

Let your creativity shine! Unilock border and banding options can help enhance your distinctive designs and add touches of elegance to your driveway, walkway, patio or vertical features.




Make a dramatic impact with non-linear designs. Like the atypical array of hexagon-shaped pavers, or a pixelated look created with light and dark square pavers.



Take it a step further with multiple borders, pixelated paver rugs or contrasting geometric grids.

## JOINT MATERIAL





Joint material plays an important role between pavers by keeping out weeds and other debris. However, the color you choose can also have a dramatic impact on the look of your project. Your contractor can help you decide what will work best.



Clean, opposing angled lines in this poolside patio create the effect of a chevron, unifying upper and lower decks.



This unique setting is a daring combination of paver color tones, shapes and sizes.



**Pavers:** Beacon Hill™ Smooth (Steel Mountain) with Holland Premier™ (Dark Charcoal) and Hex (Opal and Steel Mountain) accents

**Retaining Wall and Stairs:** SienaEdge™ (Granite)

**TV Unit and Island:** U-Cara® Pitched and Smooth (Steel Mountain)



Scan here for project video





Scan here for  
project video



**Pavers:** Beacon Hill™ Smooth Slab (Steel Mountain) with  
Natural Stone (Black River) accent and Beacon Hill Smooth  
(Dark Charcoal) accents

**Firepit and Kitchen:** Lineo™ Dimensional Stone (Granite)  
with Beacon Hill Smooth (Dark Charcoal) accent



Large, contemporary  
slabs accented by  
contrasting paver bands  
create a generous sense  
of space for this intimate,  
multi-purpose backyard.




Richcliff® (Dawn Mist) with Copthorne® (Basalt) paver rug and Courtstone® (Basalt) accents and Natural Stone (Stone Cliff Grey) slabs



A blending of natural stone and historic brick textures laid in a variety of patterns makes this project a visual feast.



The outer edges of this contemporary pool deck are curved, to blend harmoniously with neighboring natural rock gardens.



**Pavers:** Bristol Valley<sup>®</sup>  
(Bavarian) with Town Hall<sup>®</sup>  
(Basalt) accent  
**Walls:** Brussels Dimensional  
System (Sierra)



Scan here for  
project video







Distinctive, winding paver pathways both define and lead to the outdoor rooms of this sprawling backyard.



**Pavers:** Copthorne® (3 Color Blend with Basalt accent) walkways with Beacon Hill™ Smooth (Steel Mountain)  
**Grill Island:** U-Cara® Pitched (Steel Mountain) with U-Cara Smooth (Dark Charcoal) accent



Scan here for project video






There are always further heights to reach, and these angular, terraced retaining walls create this next-level, intimate outdoor gathering space.

**Pavers:** Beacon Hill™ Flagstone (Steel Mountain) with Mattoni™ (Granite Blend, Sable Blend and Dark Charcoal) accents and paver rug


**Retaining Wall:** SienaEdge™ (Granite)

**Firepit:** U-Cara® Pitched (Steel Mountain) with Natural Stone (Stone Cliff Grey) coping





This expansive entertaining space offers an outdoor eating area and firepit lounge, visually defined by a herringbone paver carpet.



**Pavers:** Umbriano® (Winter Marvel) with Copthorne® (Basalt) accent

**Vertical Features:** Rivercrest™ Wall (Coastal Slate) with Copthorne® (Basalt) accent and Ledgestone™ coping (Grey)



Scan here for project video







This fire table is a happy hour haven, where guests can laugh and linger the night away.



**Pavers:** Bristol Valley® (Steel Mountain) with Cophorne® (Basalt) accent

**Grill Island:** Brussels Dimensional System™ (Sierra)



Scan here for project video



Contrasting colors are woven into a traditional herringbone pattern to create a distinctive, modern vibe in this backyard space.



**Pavers:** Mattoni™ (Granite Blend and Dark Charcoal) with Bristol Valley™ (Steel Mountain)  
**Walls, Steps and Pillars:** U-Cara™ Pitched (Steel Mountain) with U-Cara Umbriano™ (French Grey) and Mattoni (Dark Charcoal) accents with Ledgestone™ (Buff) coping and pillar caps





This sunken patio and adjacent grill island is a clever fusion of form and function that elevates this intimate space.



**Upper Pavers:** Bristol Valley™ (Steel Mountain) with Town Hall™ (Basalt) accent

**Left Pavers:** Artline™ Smooth (Steel Mountain) and Artline™ (Granite Blend II Campo™ Finish - special order) with Town Hall™ (Basalt) accent

**Vertical Features:** Lineo™ Dimensional Stone (Sierra) with LedgeStone™ (Buff) coping and step treads



Scan here for project video





Whole home versatility.  
The subtle surface detail  
of Umbriano works  
beautifully from front  
entrance to backyard.



Umbriano<sup>®</sup>  
pavers and Umbriano  
coping (Summer Wheat)



Scan here for  
project video





**Pavers:** Copthorne® (Basalt) with Richcliff® (Dawn Mist) and Beacon Hill™ Smooth (Opal Blend) border  
**Step Treads:** Natural Stone (Stone Cliff Grey)



A gently curved walkway brings visitors to the front entrance with Copthorne pavers laid in a traditional herringbone pattern.



**Pavers:** Treo® Smooth (Steel Mountain) with Cophorne® (Basalt) accent

**Firepit:** Brussels Dimensional System™ (Limestone) with Ledgestone™ (Buff) coping

**Retaining Wall, Steps, and Vertical Features:** U-Cara® Smooth (Steel Mountain) with Ledgestone (Buff) coping




Scan here for project video



A curved seat wall leads to a circular fire pit, with a sizable pool deck perfect for entertaining the family.



**Pavers:** Umbriano® (Winter Marvel) with  
Cophthorne® (Basalt) and Holland Premier™  
(Dark Charcoal) accent  
**Wall and Steps:** SienaEdge™ (Granite)



Dark diagonal lines  
in this paver pattern  
create a chevron  
effect that ties  
upper and lower  
levels together and  
adds visual interest.





Richcliff® (Dawn Mist and Pebble Taupe) with Courtstone® (Basalt) accent and Ledgestone™ (Buff) step treads



This Arts and Crafts-style home features the strikingly detailed riven texture of Richcliff, delivering classic elegance.







Old world charm mingles with modern-day style in this enchanting backyard.



**Pavers:** Beacon Hill™ Smooth (Steel Mountain) and Town Hall™ (Basalt)

**Vertical Features:** Lineo™ Dimensional Stone (Granite) with LedgeStone™ coping and pillar cap (Grey)



Scan here for project video





## County Wide Landscaping **Best in Show Winner**



The pergola was built using Lineo™ Dimensional Stone, topped with Ledgestone™ pillar caps in a grey hue to complement the minimalistic design of the backyard space. Patio lighting was installed under the pillar caps on the patio, creating a soothing ambiance that helps guide visitors at night.

On the upper deck an outdoor kitchen was designed using Lineo™ Dimensional Stone, complete with a grill, bar island and granite countertop, with bar stools to accommodate multiple guests. Finally, nestled towards the rear of the yard, an enclosed seating area features a cozy fire pit, allowing guests to relax and unwind on crisp summer nights.

The result is a stunning outdoor space that transformed this backyard into a haven that will be enjoyed for years to come.



“The homeowners envisioned a modern, outdoor sanctuary.”

The scope of this 2,400 sqft residential project presented a number of challenges, one of which was elevation. “There was a lot of grading that had to go into this to make the project work,” says Brian Larson, President of County Wide Landscaping. “That’s why it’s a three-level patio.”

The finished space features a monochromatic pool deck in a beautiful mosaic-like geometric design, with square paver slabs interspersed with zigzagging lines of artificial turf. A putting green lies adjacent to the space, along with a breathtaking waterfall cascading from the roof of a shaded pergola.

“Unilock provided the sleek, modern look we needed to achieve this extravagant design”

**Brian Larsen**

PRESIDENT OF COUNTY WIDE  
LANDSCAPING



Scan here for  
project video






# Products

Capture the eye with exclusive products


From weathered cobblestone to contemporary linear, our product selection reaches beyond the horizontal to include garden walls, pillars, steps, fire tables and fountains. Rock the look that is unmistakably you, and undeniably Unilock!



Beacon Hill™ Smooth and Mattoni™



# Unilock Product Categories




## CLASSIC

Our **budget-friendly** Classic products are manufactured to exceed ASTM standards for quality and strength.



## ENDURACOLOR™

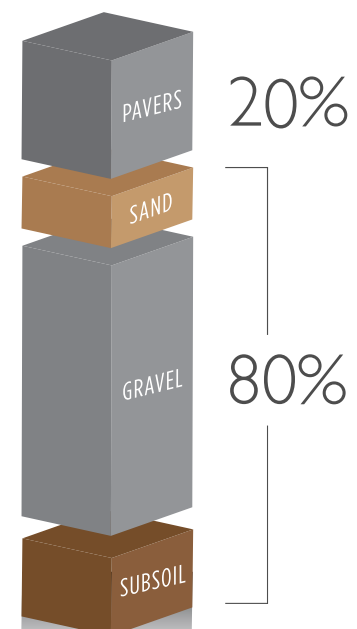
The refined look of our EnduraColor products is achieved with a two-step manufacturing process that uses concentrated color and **wear-resistant** finer aggregates to protect the surface from the appearance of fading over time.



## ELEGANCE™

Our Elegance collection offers timeless beauty with styles you can't get anywhere else. From the classic luxury of riven natural stone slabs to the timeworn look of European cobblestones, the look you purchase is **the look that will last.**

### Project Cost



Choose the product you love to get the maximum enjoyment from the investment you've made below the surface.

## Don't Compromise

Many products look great when they're first installed, but after time the difference in quality shows.

In an average project, only 20% of the overall cost comes from the paver and wall products you choose, so don't be tempted to compromise.





# Think Green



Treo Smooth

More and more households are opting for permeable paver projects as a sustainable, cost-effective and environmentally friendly alternative to traditional pavers.

Developed in response to growing concerns around stormwater management, permeable pavers allow rainwater to flow between the joints of pavers and back into the subsoil. This provides a dual "green" benefit: by naturally filtering out pollutants before stormwater reaches waterways, and by providing extra moisture back into surrounding plant material.

Using permeable pavers will decrease rainwater puddling on the pavement, effectively reducing the risk of ice buildup which is a benefit particularly useful on driveways.

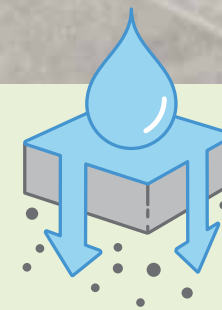
For homeowners who live in regions where local codes require them to reduce impervious surfaces on their lot to accommodate a new landscape feature like an in-ground pool, permeable paving is a popular alternative to conventional poured-in-place concrete or asphalt.



*Some homeowners install rainwater collection systems underneath their paver projects to supply water to in-ground sprinkler systems!*

## Permeable Pavers

Special materials are used in the joints and in the permeable base below, to encourage water to flow through and reach the subsoil.



Permeable pavers look similar to traditional pavers but are designed with special spacer bars that create a wider joint.

# Permeable Collection

In 1991, Unilock introduced the first permeable paver to North America. Since then, we've worked to produce the most extensive collection of permeable pavers in the industry.

### THORNBURY SMOOTH™



PAGE 81

### TREO™ SMOOTH




PAGE 79

### ECO-PRIORA™ PREMIER



PAGE 105

### TRIBECA COBBLE™




PAGE 106

### NORDIC COBBLE™



PAGE 107

### TOWN HALL™



PAGE 121



# Ultima™



Courthouse

## What makes Ultima concrete so strong?

In a word, fluidity. During manufacturing, we use as little water as possible while enhancing the fluidity at the drying stage, resulting in a form that self-compacts at the chemical level. The result is an extraordinary product that is unlike anything you'll find outside of Unilock.

### With Ultima

*Unilock Town Hall pavers are built to last*



### Without Ultima

*Deteriorating brick pavers exposed to deicing salts*

Only Unilock has the technology in North America to manufacture Ultima Concrete resulting in pavers **up to four times stronger** than poured concrete. With Ultima, the look you purchase is the look that will last.

Exclusive to **UNILOCK**



Ultima Concrete is a key ingredient in the **timeless beauty** of our Elegance collection of premium pavers.

# Reala™

When it comes to creating **realistic textures** that are indistinguishable from brick, cobblestone, or flagstone, there is no room for compromise.

Any paver meant to imitate a classic building material needs to embody its look, its feel, and its strength.

At Unilock, we've been capturing all three since 2004 with our Reala technology.



## How do we achieve a random appearance?

First, we cast a multitude of pavers from molds of actual flagstone, brick, and cobblestone. Then we randomize the casting process. With so much variation between molds, we can then ensure that any paver installation avoids repetition, no matter how large or small the project.

Utilizing REALA technology, a multitude of natural stone surfaces, brick and historic cobblestones are cast to create a wide variety of **authentic textures** with consistent dimensions that are more cost efficient to install.





# EasyClean™

 Integral Stain Resistance



Stains set for thirty minutes, then removed with damp paper towel, hand scrub brush and mild soap.

BEFORE

## What does this mean for stains?

Any spill that does manage to land on an EasyClean paver can be quickly and easily wiped away – no deep scrubbing or heavy cleaners needed.

Exclusive to **UNILOCK**

Unlike after-market sealers which merely coat the top, EasyClean goes beyond the surface and becomes integral to the product during manufacturing. The result is enhanced surface color, and stain resistance.

See how it works



Pavers shown on left hand side are Thrumix pavers without EasyClean. Pavers shown on right hand side are EnduraColor pavers with EasyClean Stain Resistance Technology.

# ColorFusion™

Exclusive to **UNILOCK**

The look of natural granite is achieved when color and granite particles are randomly dispersed using proprietary ColorFusion technology to achieve a unique mottled surface.



*ColorFusion also available on our U-Cara® Multi-Face Wall System.*

ColorFusion is made with the same durable concrete and fortifying manufacturing processes that make Unilock pavers last for decades. Our commitment to beautiful, long-lasting hardscaping products is what built our reputation, and we honor that commitment through continued innovation.



# Sustainability Commitment



**In 2021, Unilock announced its commitment to becoming a carbon neutral company.** We have implemented initiatives that continue to minimize our use of fossil fuels, conserve water and replace cement in our products, while producing the highest quality product.



Learn More

## How can you make your project more sustainable?

### Make it Permeable

Permeable pavers allow rainwater to flow through the pavement surface and back into the subsoil below, filtering out contaminants that could otherwise flow into stormwater drains and pollute local waterways.

### Shop Locally

Choosing products that are manufactured at a Unilock facility close to your home reduces carbon emissions associated with transportation.

### Think Lighter

Products that are lighter in color, have a higher solar reflectance. When you choose a lighter colored product, more of the sun's energy is reflected and less heat is absorbed into the pavement surface. This helps reduce urban 'heat island effect' and carries a number of environmental benefits.



# EcoTerra™



Paving a Greener Way



**EFFLORESCENCE FREE**



**UP TO 15% REDUCTION IN CO<sub>2</sub>**




**ENDURACOLOR**



**CEMENT-FREE FACE-MIX**



**COLOR STAYS TRUE LONGER**



Learn More



Revolutionary EcoTerra technology offers a sustainable paving solution with its cement-free face-mix. It provides high compressive strength, low absorption, and remarkable colorfastness, all while contributing up to a 15% reduction in carbon dioxide emissions. Additionally, EcoTerra products are designed to be free of efflorescence.



**2020 winner**  
Innovative Product





# Pavers & Slabs

---


From traditional shapes and textures to the most advanced technology and unique styles, the choices available in our paver collection are unrivaled in the industry.


Beacon Hill™ Smooth with Town Hall® accents and Lineo® Dimensional Wall







**PRODUCT PAIRINGS**

- 

**Wall**  
U-Cara® Smooth  
Page 131
- 

**Wall**  
Pisa™ Edge  
Page 147
- 

**Coping**  
Architectural Coping - Page 158  
Natural Stone - Page 163
- 


**Step**  
SienaEdge™  
Page 149

**TOP** Steel Mountain with Opal and Copthorne® (Basalt) accents and U-Cara® (French Grey) wall  
**BOTTOM** Tuscany

Color selection should be chosen from actual samples.

**ENDURACOLOR™**

# Beacon Hill™ Smooth



OPAL



STEEL MOUNTAIN



FOSSIL



ALMOND GROVE **NEW**




WALNUT




TUSCANY

**3 UNIT RANDOM BUNDLE PEDESTRIAN ONLY**



**LARGE RECTANGLE**  
15 x 22½ x 2¾"  
380 x 570 x 60mm



**SQUARE**  
15 x 15 x 2¾"  
380 x 380 x 60mm



**SMALL RECTANGLE**  
7½ x 15 x 2¾"  
190 x 380 x 60mm

**SMALL RECTANGLE DRIVE FRIENDLY**



ALMOND GROVE



WALNUT



TUSCANY



7½ x 15 x 2¾"  
190 x 380 x 60mm




FOSSIL



OPAL



STEEL MOUNTAIN




DARK CHARCOAL





# Beacon Hill™ Smooth EasyClean

## NEW EASYCLEAN TECHNOLOGY



OPAL **NEW**



STEEL MOUNTAIN **NEW**




ALMOND GROVE **NEW**


AVAILABLE WITH AND WITHOUT EASYCLEAN TECHNOLOGY

See 65 for more information.


## 3 UNIT RANDOM BUNDLE PEDESTRIAN ONLY



LARGE RECTANGLE  
15 x 22½ x 2⅜"  
380 x 570 x 60mm



SQUARE  
15 x 15 x 2⅜"  
380 x 380 x 60mm



SMALL RECTANGLE  
7½ x 15 x 2⅜"  
190 x 380 x 60mm



## PRODUCT PAIRINGS



**Wall**  
U-Cara® Smooth  
Page 131



**Wall**  
Lineo™ Dimensional Stone  
Page 137



**Coping**  
Architectural Coping - Page 158  
Natural Stone - Page 163



**Step**  
Lineo™ Dimensional Stone  
with Architectural Coping  
Page 137 & Page 158

**TOP** Opal Blend with Mattoni™ (Dark Charcoal) accent

**BOTTOM** Steel Mountain with Opal and Copthorne® (Basalt) accents

Color selection should be chosen from actual samples.





**TOP** Opal with Holland Premier™ (Dark Charcoal) accent

**BOTTOM** Steel Mountain

Color selection should be chosen from actual samples.


**PRODUCT PAIRINGS**



**Wall**  
U-Cara® Smooth  
Page 131



**Wall**  
Pisa™ Edge  
Page 147



**Coping**  
Architectural Coping – Page 158  
Natural Stone – Page 163



**Step**  
SienaEdge™  
Page 149

**ENDURACOLOR™**

**Beacon Hill™ Smooth Slab**



OPAL



STEEL MOUNTAIN



ALMOND GROVE



FOSSIL




WALNUT




TUSCANY

**INDIVIDUAL UNIT PEDESTRIAN ONLY**



22½ x 37½ x 2⅜"  
570 x 950 x 60mm





**TOP** Steel Mountain with Copthorne® (Basalt) accent

**BOTTOM** Fossil

ENDURACOLOR™

# Beacon Hill™ Flagstone 60mm



ALMOND GROVE **NEW**



FOSSIL




STEEL MOUNTAIN



SIERRA **NEW**



TUSCANY



WALNUT

## PRODUCT PAIRINGS



**Wall**  
Estate Wall™  
Page 141



**Wall**  
U-Cara® Pitched  
Page 131



**Coping**  
Umbriano Coping - Page 159  
Ledgestone Fullnose - Page 162



**Step**  
Natural Stone  
Page 163

## 3 UNIT RANDOM BUNDLE PEDESTRIAN ONLY



LARGE RECTANGLE  
15 x 22½ x 2⅜"  
380 x 570 x 60mm



SQUARE  
15 x 15 x 2⅜"  
380 x 380 x 60mm



SMALL RECTANGLE  
7½ x 15 x 2⅜"  
190 x 380 x 60mm






ENDURACOLOR™


# Beacon Hill™ Flagstone 80mm


BEACON HILL FLAGSTONE 80MM




PRODUCT PAIRINGS

- 


**Wall**  
Estate Wall™  
Page 141
- 

**Wall**  
U-Cara® Pitched  
Page 131
- 

**Coping**  
Umbriano Coping - Page 159  
Ledgestone Fullnose - Page 162
- 

**Step**  
Natural Stone  
Page 163

**TOP** Steel Mountain with Copthorne® (Basalt) accent and U-Cara® Pitched (Steel Mountain) with U-Cara Smooth (Opal) Wall accent and Natural Stone steps  
**BOTTOM** Fossil



STEEL MOUNTAIN      FOSSIL      WALNUT

3 UNIT RANDOM BUNDLE DRIVE FRIENDLY

- 

LARGE RECTANGLE  
15 x 22½ x 3⅞"  
380 x 570 x 80mm
- 

SQUARE  
15 x 15 x 3⅞"  
380 x 380 x 80mm
- 

SMALL RECTANGLE  
7½ x 15 x 3⅞"  
190 x 380 x 80mm

Color selection should be chosen from actual samples.





**TOP** Fossil with Mattoni™ (Sable Blend) accent

**BOTTOM** Steel Mountain

Color selection should be chosen from actual samples.

**PRODUCT PAIRINGS**



**Wall**  
Estate Wall™  
Page 141



**Wall**  
U-Cara® Pitched  
Page 131



**Coping**  
Natural Stone - Page 163  
Architectural Coping - Page 158



**Step**  
Natural Stone  
Page 163

**ENDURACOLOR™**

comfort step.  
Ultra-smooth surface texture

**EasyClean™**  
Factory sealed for  
integral stain resistance




WESTPORT

# Westport®

Exclusive to **JNIBLOCK**



FOSSIL



WALNUT



STEEL MOUNTAIN



DARK CHARCOAL  
Rectangle Only

**3 UNIT RANDOM BUNDLE DRIVE FRIENDLY**



**LARGE RECTANGLE**  
10 x 15 x 2¾"  
254 x 380 x 70mm



**SQUARE**  
10 x 10 x 2¾"  
254 x 254 x 70mm



**RECTANGLE**  
5 x 10 x 2¾"  
127 x 254 x 70mm

**RECTANGLE DRIVE FRIENDLY**



FOSSIL



WALNUT



STEEL MOUNTAIN



DARK CHARCOAL



5 x 10 x 2¾"  
127 x 254 x 70mm





**PRODUCT PAIRINGS**



**Wall**  
Estate Wall™  
Page 141



**Wall**  
U-Cara® Pitched  
Page 131



**Coping**  
Ledgestone Fullnose - Page 162  
Architectural Coping - Page 158



**Step**  
SienaEdge™  
Page 149

**TOP** Tuscany with Copthorne® (Burgundy Red) accent

**BOTTOM** Steel Mountain

Color selection should be chosen from actual samples.

**ENDURACOLOR™**


Treo®



ALMOND GROVE **NEW**



SLATE **NEW**




STEEL MOUNTAIN




SIERRA **NEW**



FOSSIL



TUSCANY



WALNUT

**3 UNIT RANDOM BUNDLE DRIVE FRIENDLY**



LARGE RECTANGLE  
9½ x 13⅞ x 2⅜"  
235 x 352.5 x 60mm



SQUARE  
9½ x 9½ x 2⅜"  
235 x 235 x 60mm



SMALL RECTANGLE  
4⅝ x 9½ x 2⅜"  
117.5 x 235 x 60mm

**SMALL RECTANGLE DRIVE FRIENDLY**



ALMOND GROVE



WALNUT



TUSCANY



SIERRA



BROWN




FOSSIL



SLATE



STEEL MOUNTAIN



DARK CHARCOAL



4⅝ x 9½ x 2⅜"  
117.5 x 235 x 60mm





**PRODUCT PAIRINGS**



**Wall**  
Pisa™ Edge  
Page 147



**Wall**  
Lineo™ Dimensional Stone  
Page 137



**Coping**  
Architectural Coping - Page 158  
Ledgestone Fullnose - Page 162



**Step**  
SienaEdge™  
Page 149

**TOP** Steel Mountain with Copthorne® (Basalt) accent and U-Cara® Smooth (Steel Mountain) with Ledgestone™ (Buff) coping

**BOTTOM** Steel Mountain with Copthorne® (Basalt) accent

Color selection should be chosen from actual samples.

**ENDURACOLOR™**

Treo®  
Smooth 



ALMOND GROVE **NEW**



FOSSIL



WALNUT




SLATE **NEW**




STEEL MOUNTAIN


**3 UNIT RANDOM BUNDLE** PERMEABLE DRIVE FRIENDLY



**LARGE RECTANGLE**  
9 1/4 x 13 3/4 x 2 3/8"  
233 x 349.5 x 60mm



**SQUARE**  
9 1/4 x 9 1/4 x 2 3/8"  
233 x 233 x 60mm



**SMALL RECTANGLE**  
4 5/8 x 9 1/4 x 2 3/8"  
116.5 x 233 x 60mm



**CLASSIC**

# Brussels Block®



**PRODUCT PAIRINGS**



**Wall**  
Brussels Dimensional™  
Page 143



**Wall**  
U-Cara® Pitched  
Page 131



**Coping**  
Natural Stone - Page 163  
Architectural Coping - Page 158



**Step**  
Natural Stone  
Page 163



ALMOND GROVE



SIERRA **NEW**



LIMESTONE



CHARCOAL **NEW**  
Standard unit only

**INDIVIDUAL UNITS** DRIVE FRIENDLY

Antiqued Finish



**XL STONE**  
8¼ x 13¾ x 2¾"  
208 x 348 x 70mm



**STANDARD STONE**  
6⅞ x 8¼ x 2¾"  
173 x 208 x 70mm



**HALF STONE**  
4 x 6⅞ x 2¾"  
104 x 173 x 70mm

Sierra with Copthorne® (Basalt) accent

Color selection should be chosen from actual samples.

**ENDURACOLOR™**

# Thornbury™ Smooth



**PRODUCT PAIRINGS**



**Wall**  
Pisa™ Edge  
Page 147



**Wall**  
Lineo™ Dimensional Stone  
Page 137



**Coping**  
Architectural Coping - Page 158  
Natural Stone - Page 163



**Step**  
SienaEdge™  
Page 149



FOSSIL



STEEL MOUNTAIN

**3 UNIT RANDOM BUNDLE** PERMEABLE DRIVE FRIENDLY



**LARGE RECTANGLE**  
13¾ x 16½ x 2¾"  
350 x 420 x 70mm



**MEDIUM RECTANGLE**  
13¾ x 8¼ x 2¾"  
350 x 210 x 70mm



**SMALL RECTANGLE**  
6⅞ x 8¼ x 2¾"  
173 x 210 x 70mm

Color selection should be chosen from actual samples.

Steel Mountain





**TOP** Almond Grove with Courtstone® (Basalt) accent

**BOTTOM** Dark Charcoal with Cophorne® (Basalt) accent and Beacon Hill Flagstone field paver

Color selection should be chosen from actual samples.

**PRODUCT PAIRINGS**



**Wall**  
Estate Wall™  
Page 141



**Wall**  
U-Cara® Pitched  
Page 131



**Coping**  
LedgeStone Fullnose - Page 162  
Architectural Coping - Page 158



**Step**  
SienaEdge™  
Page 149

**ENDURACOLOR™**

**Transition™**



ALMOND GROVE **NEW**




SIERRA **NEW**



WALNUT



FOSSIL




STEEL MOUNTAIN



DARK CHARCOAL

**INDIVIDUAL UNIT** DRIVE FRIENDLY



**6 x 9**  
5 7/8 x 9 x 2 3/8"  
150 x 230 x 60mm





**TOP** Steel Mountain with Copthorne® (Basalt) accent

**BOTTOM** Steel Mountain with Copthorne® (Basalt) accent

Color selection should be chosen from actual samples.

**PRODUCT PAIRINGS**



**Wall**  
Estate Wall™  
Page 141



**Wall**  
U-Cara® Pitched  
Page 131



**Coping**  
Architectural Coping - Page 158  
Natural Stone - Page 163



**Step**  
Natural Stone  
Page 163

**ENDURACOLOR™**

comfort step.  
Ultra-smooth surface texture


**EasyClean™**  
Factory sealed for  
integral stain resistance




BRISTOL VALLEY

# Bristol Valley®


Exclusive to **JNIOCK™**



STEEL MOUNTAIN



FOSSIL




WALNUT


**3 UNIT RANDOM BUNDLE** PEDESTRIAN ONLY



**LARGE RECTANGLE**  
15 x 22½ x 2⅜"  
380 x 570 x 60mm



**SQUARE**  
15 x 15 x 2⅜"  
380 x 380 x 60mm



**SMALL RECTANGLE**  
7½ x 15 x 2⅜"  
190 x 380 x 60mm





ENDURACOLOR™

# Revela™



DARK CHARCOAL



TUSCANY

Enhanced Surface

4 x 8 DRIVE FRIENDLY



3 7/8 x 7 7/8 x 2 3/4"  
100 x 200 x 70mm

8 x 24 PEDESTRIAN ONLY



Tuscany Only  
7 7/8 x 23 5/8 x 2 3/4"  
200 x 600 x 70mm

Tuscany (8 x 24)

Color selection should be chosen from actual samples.


ENDURACOLOR™

# Revela™ Slab Coming Soon

EasyClean™  
Factory sealed for  
integral stain resistance




FROST



MICA GREY



METALLIC GREY



DARK CHARCOAL



SAVANNAH

NEW 18 x 24 PEDESTRIAN ONLY



17 7/8 x 23 5/8 x 2 3/8"  
450 x 600 x 60mm

Enhanced Surface

Color selection should be chosen from actual samples.

Mica Grey





**ENDURACOLOR™**

Urban™ **New**



OPAL      STEEL MOUNTAIN      FOSSIL      WALNUT      TUSCANY

**SLABS** PEDESTRIAN ONLY




**18 x 24**  
17<sup>3</sup>/<sub>4</sub>" x 23<sup>5</sup>/<sub>8</sub>" x 2<sup>1</sup>/<sub>8</sub>"  
450 x 600 x 60mm

Opal

**ENDURACOLOR™**

Skyline™ **New**



SILVER GREY      CHAMOIS

Perfect for roof decks and other raised floor applications.

**SLAB** PEDESTRIAN ONLY



**24 x 24**  
23<sup>5</sup>/<sub>8</sub>" x 23<sup>5</sup>/<sub>8</sub>" x 2<sup>3</sup>/<sub>8</sub>"  
600 x 600 x 60mm



**Unilock Pedestal System**  
Contact your local Unilock Rep for more information.

Silver Grey and Chamois





**PRODUCT PAIRINGS**



**Wall**  
U-Cara® Umbriano  
Page 131



**Wall**  
Pisa™ Edge  
Page 147



**Coping**  
Natural Stone - Page 163  
Umbriano Coping - Page 159



**Step**  
Natural Stone  
Page 163

**TOP** French Grey  
**BOTTOM** Winter Marvel with Town Hall® (Basalt) accent

Color selection should be chosen from actual samples.

**ENDURACOLOR™**

**COLORFUSION™**  
Subtly mottled color finish

**EasyClean™**  
Factory sealed for  
integral stain resistance




UMBRIANO SLAB


# Umbriano® Slab

Exclusive to **JNIOLOCK**


**SPECIAL ORDER PRODUCT**  
*Minimum quantities may apply*




**SUMMER WHEAT**  
SPECIAL ORDER



**WINTER MARVEL**  
SPECIAL ORDER




**FRENCH GREY**  
SPECIAL ORDER



**MIDNIGHT SKY**  
SPECIAL ORDER

**PEDESTRIAN ONLY**




**24 x 24**  
23<sup>3</sup>/<sub>8</sub> x 23<sup>3</sup>/<sub>8</sub> x 2<sup>3</sup>/<sub>4</sub>"  
600 x 600 x 70mm

**DRIVE FRIENDLY**



**12 x 24**  
11<sup>7</sup>/<sub>8</sub> x 23<sup>5</sup>/<sub>8</sub> x 2<sup>3</sup>/<sub>4</sub>"  
300 x 600 x 70mm



**16 x 16**  
15<sup>3</sup>/<sub>4</sub> x 15<sup>3</sup>/<sub>4</sub> x 2<sup>3</sup>/<sub>4</sub>"  
400 x 400 x 70mm



**8 x 16**  
7<sup>7</sup>/<sub>8</sub> x 15<sup>3</sup>/<sub>4</sub> x 2<sup>3</sup>/<sub>4</sub>"  
200 x 400 x 70mm





**ENDURACOLOR™**

**COLORFUSION™**  
Subtly mottled color finish

**EasyClean™**  
Factory sealed for  
integral stain resistance



UMBRIANO

# Umbriano®

Exclusive to **JNIOCK**



## PRODUCT PAIRINGS



**Wall**  
U-Cara® Umbriano  
Page 131




**Wall**  
Pisa™ Edge  
Page 147




**Coping**  
Natural Stone - Page 163  
Umbriano Coping - Page 159




**Step**  
Natural Stone  
Page 163



SUMMER WHEAT



WINTER MARVEL



FRENCH GREY




MIDNIGHT SKY  
SPECIAL ORDER

**3 UNIT RANDOM BUNDLE** PEDESTRIAN ONLY

**80 MM DRIVE FRIENDLY**  
AVAILABLE AS SPECIAL ORDER



**LARGE RECTANGLE**  
14¼ x 21¼ x 2⅜"  
360 x 540 x 60mm



**SQUARE**  
14¼ x 14¼ x 2⅜"  
360 x 360 x 60mm



**SMALL RECTANGLE**  
7 x 14¼ x 2⅜"  
180 x 360 x 60mm

**TOP** Summer Wheat with Series™ (Black Granite) accent

**BOTTOM** Winter Marvel

Color selection should be chosen from actual samples.





**TOP** 2 Color Blend (French Grey and Winter Marvel)  
**BOTTOM** French Grey

Color selection should be chosen from actual samples.

**PRODUCT PAIRINGS**



**Wall**  
 U-Cara® Umbriano  
 Page 131



**Wall**  
 Pisa™ Edge  
 Page 147



**Coping**  
 Umbriano Coping - Page 159  
 Natural Stone - Page 163



**Step**  
 U-Cara Umbriano with  
 Umbriano Coping  
 Page 131 & Page 159

**ENDURACOLOR™**

**COLORFUSION™**  
 Subtly mottled color finish


**EasyClean™**  
 Factory sealed for  
 integral stain resistance




ARTLINE UMBRIANO FINISH

**Artline™**  
 Umbriano® Finish


Exclusive to **JNIBLOCK**



FRENCH GREY




WINTER MARVEL



2 COLOR BLEND Blended on Site

For additional sizes in  
 Umbriano finish reference page 90-93


**7 UNIT RANDOM BUNDLE** DRIVE FRIENDLY










**PRODUCT PAIRINGS**

- 

**Wall**  
U-Cara® Smooth  
Page 131
- 

**Wall**  
Lineo™ Dimensional Stone  
Page 137
- 

**Coping**  
Architectural Coping - Page 158  
Natural Stone - Page 163
- 

**Step**  
Lineo™ Dimensional Stone  
with Architectural Coping  
Page 137 & Page 158

**TOP** Steel Mountain with Series™ (Black Granite) accent

**BOTTOM** Fossil

Color selection should be chosen from actual samples.

**ENDURACOLOR™**

**Artline™**  
Smooth Finish





FOSSIL





STEEL MOUNTAIN


**7 UNIT RANDOM BUNDLE DRIVE FRIENDLY**


- 


$4\frac{7}{8} \times 6\frac{3}{4} \times 2\frac{3}{4}"$   
125 x 169 x 70mm
- 

$4\frac{7}{8} \times 10\frac{3}{8} \times 2\frac{3}{4}"$   
125 x 262.5 x 70mm
- 

$4\frac{7}{8} \times 17\frac{3}{4} \times 2\frac{3}{4}"$   
125 x 450 x 70mm
- 

$7\frac{1}{2} \times 8\frac{7}{8} \times 2\frac{3}{4}"$   
187.5 x 225 x 70mm
- 

$7\frac{1}{2} \times 13\frac{3}{8} \times 2\frac{3}{4}"$   
187.5 x 337.5 x 70mm
- 

$4\frac{7}{8} \times 13\frac{3}{8} \times 2\frac{3}{4}"$   
125 x 337.5 x 70mm
- 

$7\frac{1}{2} \times 17\frac{3}{4} \times 2\frac{3}{4}"$   
187.5 x 450 x 70mm





**TOP** Dark Charcoal and Granite Blend (mixed on site)

**BOTTOM** Sable Blend

Color selection should be chosen from actual samples.

#### PRODUCT PAIRINGS



**Wall**  
Lineo™ Dimensional Stone  
Page 137



**Wall**  
Pisa™ Edge  
Page 147



**Coping**  
Ledgestone Fullnose - Page 162  
Natural Stone - Page 163



**Step**  
SienaEdge™  
Page 149

ENDURACOLOR™

## Mattoni™


Exclusive to **JNIOCK**




SABLE BLEND



COCOA BROWN



GRANITE BLEND



DARK CHARCOAL

**INDIVIDUAL UNIT** DRIVE FRIENDLY



2<sup>3</sup>/<sub>8</sub> x 9<sup>1</sup>/<sub>2</sub> x 2<sup>3</sup>/<sub>4</sub>"  
60 x 240 x 70mm





ENDURACOLOR™

## Series™



BLACK GRANITE

INDIVIDUAL UNIT DRIVE FRIENDLY

Exposed Granite



**4 x 8**  
 $3\frac{7}{8} \times 7\frac{7}{8} \times 2\frac{3}{4}$ "  
 100 x 200 x 70mm


Color selection should be chosen from actual samples.

Black Granite accent with Artline™ (Steel Mountain) pavers



ENDURACOLOR™

## Hex™ **New**



OPAL




STEEL MOUNTAIN



STEEL GREY

INDIVIDUAL UNIT DRIVE FRIENDLY



**8 x 8**  
 $7\frac{7}{8} \times 7\frac{7}{8} \times 2\frac{3}{4}$ "  
 200 x 200 x 70mm

Color selection should be chosen from actual samples.

Steel Mountain and Steel Grey mix with Series™ (Black Granite) accent





ENDURACOLOR™

# Holland Premier™




DARK CHARCOAL



STEEL MOUNTAIN



FOSSIL



HERITAGE BROWN

INDIVIDUAL UNIT DRIVE FRIENDLY



**4 x 8**  
3 7/8 x 7 7/8 x 2 3/8"  
100 x 200 x 60mm

Color selection should be chosen from actual samples.

Fossil with Dark Charcoal accent



ENDURACOLOR™

# Promenade™ EcoTerra **New**

**EcoTerra**  
Reduced carbon emissions and  
refined surface protection



LIGHT STEEL GREY BLEND



LIGHT OPAL BLEND

INDIVIDUAL UNIT DRIVE FRIENDLY

Enhanced Surface



**4 x 12**  
3 7/8 x 11 7/8 x 2 3/4"  
100 x 300 x 70mm

Color selection should be chosen from actual samples.

Light Steel Grey Blend





TOP Opal

BOTTOM Steel Mountain

Color selection should be chosen from actual samples.

PRODUCT PAIRINGS



**Wall**  
U-Cara® Smooth  
Page 131



**Wall**  
Pisa™ Edge  
Page 147



**Coping**  
Architectural Coping - Page 158  
Natural Stone - Page 163




**Step**  
SienaEdge™  
Page 149


ENDURACOLOR™

New


Eco-Priora™ Premier 



OPAL



STEEL GREY



STEEL MOUNTAIN

INDIVIDUAL UNIT PERMEABLE DRIVE FRIENDLY



5 x 10  
4¾ x 9½ x 3⅞"  
120 x 240 x 80mm





ENDURACOLOR™

## Tribeca Cobble™

Exposed Granite



CRYSTALLINE BASALT



PEPPERED GRANITE



CURB UNIT

3 UNIT RANDOM BUNDLE PERMEABLE DRIVE FRIENDLY



LARGE RECTANGLE  
5 x 12 x 2 3/4"  
130 x 305 x 70mm



MEDIUM RECTANGLE  
5 x 9 x 2 3/4"  
130 x 230 x 70mm



SMALL RECTANGLE  
5 x 6 7/8 x 2 3/4"  
130 x 175 x 70mm




7 x 9 x 1 1/2 x 4"  
180 x 230 x 290 x 100mm

Crystalline Basalt with Peppered Granite accent and curb unit


Color selection should be chosen from actual samples.

ENDURACOLOR™

## Nordic Cobble™



OPAL **NEW**




GRANITE FUSION **NEW**



DARK CHARCOAL **NEW**

INDIVIDUAL UNIT PERMEABLE DRIVE FRIENDLY



TRAPEZOID  
3 5/8 x 3 3/4 x 2 3/8"  
89.9 x 94 x 60mm

Color selection should be chosen from actual samples.

Opal and Granite Fusion mix with Courtstone® accent





# Natural Stone

Suitable for pool decks, wood decks, patios, entrances and concrete overlays.

## Sandstone



AUTUMN HARVEST



GOLDEN SAND



IVORY SAND



STONE CLIFF GREY


# Natural Stone Random **New**



GOLDEN SAND



HEARTHSTONE



STONE CLIFF GREY

### 4 UNIT RANDOM BUNDLE PEDESTRIAN ONLY




**12 x 24**  
11<sup>7</sup>/<sub>8</sub> x 23<sup>5</sup>/<sub>8</sub> x 1<sup>1</sup>/<sub>2</sub>"  
300 x 600 x 38mm



**18 x 24**  
17<sup>3</sup>/<sub>4</sub> x 23<sup>5</sup>/<sub>8</sub> x 1<sup>1</sup>/<sub>2</sub>"  
450 x 600 x 38mm



**24 x 24**  
23<sup>5</sup>/<sub>8</sub> x 23<sup>5</sup>/<sub>8</sub> x 1<sup>1</sup>/<sub>2</sub>"  
600 x 600 x 38mm



**24 x 36**  
23<sup>5</sup>/<sub>8</sub> x 35<sup>1</sup>/<sub>2</sub> x 1<sup>1</sup>/<sub>2</sub>"  
600 x 900 x 38mm

See page 163  
for Steps and Coping

Color selection should be chosen from actual samples.

Stone Cliff Grey

## Limestone



BLACK RIVER



HEARTHSTONE



WINTER MIST

### INDIVIDUAL UNITS PEDESTRIAN ONLY



**12 x 24**  
11<sup>7</sup>/<sub>8</sub> x 23<sup>5</sup>/<sub>8</sub> x 7<sup>7</sup>/<sub>8</sub>"  
300 x 600 x 22mm



**18 x 24**  
17<sup>3</sup>/<sub>4</sub> x 23<sup>5</sup>/<sub>8</sub> x 7<sup>7</sup>/<sub>8</sub>"  
450 x 600 x 22mm



**24 x 24**  
23<sup>5</sup>/<sub>8</sub> x 23<sup>5</sup>/<sub>8</sub> x 7<sup>7</sup>/<sub>8</sub>"  
600 x 600 x 22mm



**24 x 36**  
23<sup>5</sup>/<sub>8</sub> x 35<sup>1</sup>/<sub>2</sub> x 7<sup>7</sup>/<sub>8</sub>"  
600 x 900 x 22mm

See page 163 for Steps,  
Coping & Pillar Caps

Please contact your contractor or a local Unilock Authorized Dealer for more information and availability.





**Top** Gotham Bianco  
**Bottom** Nature Dolomite

Color selection should be chosen from actual samples.

# Porcelain Tile

Suitable for wood decks and concrete overlays.

## 24 X 24 PEDESTRIAN ONLY



GOTHAM BIANCO



GOTHAM GRAY



GOTHAM NERO



TRAVSTONE BEIGE




TRAVSTONE GRAY



NEW ENGLAND WHITE



NEW ENGLAND IVORY



NEW ENGLAND COLD GRAY



NATURE CARRARA



NATURE DOLOMITE



**24 x 24**  
 $23\frac{5}{8} \times 23\frac{5}{8} \times \frac{3}{4}$ "  
 600 x 600 x 20mm

## 16 X 32 PEDESTRIAN ONLY



QUARTZITE DARK GRAY




QUARTZITE SAND



TRAVSTONE BEIGE




TRAVSTONE GRAY



NEW ENGLAND WHITE



NEW ENGLAND IVORY



NEW ENGLAND COLD GRAY



**16 x 32**  
 $15\frac{3}{4} \times 31\frac{1}{2} \times \frac{3}{4}$ "  
 400 x 800 x 20mm

Please contact your contractor or a local Unilock Authorized Dealer for more information and availability.





# Richcliff®

EXCLUSIVE TO **JNIOLOCK**

Inspired by the texture of natural cut flagstone, Richcliff offers superior durability and timeless appeal ideal for driveways, patios, walkways and commercial projects.


A multitude of stone textures were cast using Reala™ Technology, to ensure that finished projects will have a completely random and natural appearance. And unlike natural stone, which can crack, split and fade, Richcliff is virtually indestructible.

 **ELEGANCE**




Scan here for project inspiration.





**PRODUCT PAIRINGS**



**Wall**  
Rivercrest® Wall  
Page 139



**Wall**  
Lineo™ Dimensional Stone  
Page 137



**Coping**  
Ledgestone Fullnose - Page 162  
Architectural Coping - Page 158



**Step**  
Natural Stone  
Page 163



**ULTIMA™**  
Up to 4x stronger than  
poured-in-place concrete

**REALA™**  
Cast from  
natural stone

**EasyClean™**  
Factory sealed for  
integral stain resistance



RICHCLIFF

# Richcliff®

Exclusive to **JNIOCK**



SMOKE SHALE



DAWN MIST




PEBBLE TAUPE



PEBBLE TAUPE / DAWN MIST  
Blended on Site

**3 UNIT RANDOM BUNDLE** DRIVE FRIENDLY



**RECTANGLE**  
8<sup>7</sup>/<sub>8</sub> x 11<sup>7</sup>/<sub>8</sub> x 2<sup>3</sup>/<sub>8</sub>"  
226 x 300 x 60mm



**SQUARE**  
8<sup>7</sup>/<sub>8</sub> x 8<sup>7</sup>/<sub>8</sub> x 2<sup>3</sup>/<sub>8</sub>"  
226 x 226 x 60mm



**SMALL RECTANGLE**  
5<sup>7</sup>/<sub>8</sub> x 8<sup>7</sup>/<sub>8</sub> x 2<sup>3</sup>/<sub>8</sub>"  
150 x 226 x 60mm

**LARGE RECTANGLE** PEDESTRIAN ONLY



11<sup>7</sup>/<sub>8</sub> x 20<sup>7</sup>/<sub>8</sub> x 2<sup>3</sup>/<sub>8</sub>"  
302 x 528 x 60mm

**PHOTOS** Dawn Mist and Pebble Taupe (mixed on site)

Color selection should be chosen from actual samples.





# Courtstone®

EXCLUSIVE TO **JNIOCK**

The polished look of Courtstone brings a luxurious, old-world elegance, with Ultima™ Concrete Technology providing up to four times the strength of conventional poured concrete.

The unique shapes of Courtstone are cast from real European cobblestones using Reala™ Technology, but manufactured with a consistent base for efficient installation and superior interlock.

 **ELEGANCE**



Scan here for project inspiration.





**TOP** Basalt  
**BOTTOM** Basalt with Umbriano® (Summer Wheat)

Color selection should be chosen from actual samples.

**PRODUCT PAIRINGS**



**Wall**  
 Brussels Dimensional  
 Page 143



**Wall**  
 Lineo™ Dimensional Stone  
 Page 137



**Coping**  
 Ledgestone Fullnose - Page 162  
 Umbriano Coping - Page 159



**Step**  
 Natural Stone  
 Page 163

**ELEGANCE**

**ULTIMA™**  
 Up to 4x stronger than  
 poured-in-place concrete

**REALA™**  
 Cast from European  
 cobblestones

**EasyClean™**  
 Factory sealed for  
 integral stain resistance



COURTSTONE

# Courtstone®

Exclusive to **JNIBLOCK**



BASALT

**5 UNIT RANDOM BUNDLE** DRIVE FRIENDLY



**XL Rectangle**  
 5 1/8 x 8 3/8 x 2 3/8"  
 130 x 215 x 60mm



**LARGE RECTANGLE**  
 5 1/8 x 7 1/4 x 2 3/8"  
 130 x 185 x 60mm



**RECTANGLE**  
 5 1/8 x 6 1/2 x 2 3/8"  
 130 x 165 x 60mm



**SMALL RECTANGLE**  
 5 1/8 x 5 3/4 x 2 3/8"  
 130 x 145 x 60mm



**SQUARE**  
 5 1/8 x 5 1/8 x 2 3/8"  
 130 x 130 x 60mm





# Town Hall®

EXCLUSIVE TO **JNIOLOCK**

Modeled after historic North American clay street pavers, Town Hall is perfect for any traditional or permeable applications. The rich colors and classic shape also make it a popular border or accent paver.

Town Hall textures were cast from a multitude of different surfaces using Reala™ Technology, for a vintage, streetscape charm that stands the test of time.

 **ELEGANCE**



Scan here for project inspiration.





**PRODUCT PAIRINGS**



**Wall**  
Rivercrest® Wall  
Page 139



**Wall**  
Brussels Dimensional™  
Page 143



**Coping**  
Natural Stone - Page 163  
Ledgestone Fullnose - Page 162



**Step**  
Natural Stone  
Page 163

**ELEGANCE**

**ULTIMA™**  
Up to 4x stronger than  
poured-in-place concrete

**REALA™**  
Cast from  
historical brick

**EasyClean™**  
Factory sealed for  
integral stain resistance




TOWN HALL

**Town Hall®**

Exclusive to **JNIOCK**



BURGUNDY RED




BURNT CLAY



OLD OAK



3 COLOR BLEND Blended on Site



BASALT

**INDIVIDUAL UNIT** PERMEABLE DRIVE FRIENDLY



3 7/8 x 9 7/8 x 2 3/4"  
100 x 250 x 70mm

**TOP** Basalt  
**BOTTOM** 3 Color Blend

Color selection should be chosen from actual samples.



# Copthorne®

EXCLUSIVE TO **JNIOCK**

Inspired by the rich color and timeworn beauty of European street pavers, Copthorne offers more delicate dimensions than Town Hall. These proportions make it possible to design curved walkways and borders without the need for cutting.

Cast using Reala Technology for an authentic surface appearance, and Ultima Concrete Technology to deliver up to four times the strength of conventional poured concrete, Copthorne offers timeless beauty.

 **ELEGANCE™**



Scan here for project inspiration.

Basalt with Umbriano® coping






**TOP** 3 Color Grey Blend  
**BOTTOM** 3 Color Blend with Basalt accent and Beacon Hill™ Smooth (Steel Mountain)

Color selection should be chosen from actual samples.

**PRODUCT PAIRINGS**



**Wall**  
 Brussels Dimensional  
 Page 143



**Wall**  
 Lineo™ Dimensional Stone  
 Page 137



**Coping**  
 Ledgestone Fullnose - Page 162  
 Umbriano Coping - Page 159



**Step**  
 Natural Stone  
 Page 163



**ULTIMA™**  
 Up to 4x stronger than  
 poured-in-place concrete

**REALA™**  
 Cast from  
 historical brick

**EasyClean™**  
 Factory sealed for  
 integral stain resistance



COPTHORNE

# Cophorne®

Exclusive to **JNIBLOCK**



BURGUNDY RED



BURNT CLAY



OLD OAK



3 COLOR BLEND  
 Blended on Site



ARCTIC GREY **NEW**



STEEL BLUE



BASALT



3 COLOR GREY BLEND  
 Blended on Site

**INDIVIDUAL UNIT** DRIVE FRIENDLY



2<sup>5</sup>/<sub>8</sub> x 7<sup>7</sup>/<sub>8</sub> x 2<sup>3</sup>/<sub>8</sub>"  
 65 x 200 x 60mm





# Retaining Walls & Vertical Features

---

Unlimited creative possibilities exist for retaining soil or building vertical features like grill islands and firepits.

**Pavers:** Treo® Smooth with Hex™ and Copthorne® accent  
**Wall:** U-Cara® Wall Mount System with U-Cara Smooth Fascia Panels





NEW SUBWAY



ENDURACOLOR™

# U-Cara® Multi-Face Wall System



reddot


2019

U-Cara received the "red dot" award for high design quality and innovation.


This patented wall system, exclusive to Unilock, represents a revolution in wall design. With U-Cara it's now possible to design walls, pillars, planters, fire features, grill islands and more.

## FASCIA PANELS


### SMOOTH



OPAL




STEEL MOUNTAIN



DARK CHARCOAL




FOSSIL



WALNUT **NEW**

### UMBRIANO



FRENCH GREY



SUMMER WHEAT



WINTER MARVEL

### PITCHED



STEEL MOUNTAIN



FOSSIL



WALNUT **NEW**

### SERIES 3" PANEL




ONYX BLACK

### COMING SOON SUBWAY



OPAL




IVORY



DARK CHARCOAL

### COMING SOON LAVANO



GRANITE FUSION



FOSSIL

**TOP** Fossil Pitched with Fossil Smooth back splash and Beacon Hill™ Smooth pavers

**LEFT** Ivory Subway

**RIGHT** Dark Charcoal Smooth

Color selection should be chosen from actual samples.





**TOP** Winter Marvel Umbriano with Umbriano (French Grey) pavers and Umbriano coping  
**LEFT** Opal Smooth with Steel Mountain Pitched accent  
**RIGHT** Steel Mountain Pitched with Umbriano French Grey and Copthorne® (Basalt) accents with LedgeStone coping and Pillar Cap

**ENDURACOLOR™**

# U-Cara® Multi-Face Wall System

## 1 BASE UNIT



**UNIVERSAL BASE UNIT**  
 14 x 19 x 2 1/4"  
 355 x 482 x 55mm

## 2 BACKER BLOCKS



**SURETRACK STANDARD**  
 7 1/2 x 5 7/8 x 5 7/8"  
 190 x 150 x 150mm



**SURETRACK LARGE BACKER**  
 7 1/2 x 5 7/8 x 11 5/8"  
 190 x 150 x 294mm



**SURETRACK CORNER/PILLAR**  
 6 7/8 x 5 7/8 x 11 5/8"  
 175 x 150 x 294mm



**SURETRACK CORNER INSERT**  
 L = 2"  
 50mm

## 3 FASCIA PANELS

6" STANDARD FASCIA



5 7/8 x 18 3/8 x 2 3/8"  
 150 x 466 x 60mm

3" SERIES PANEL



2 7/8 x 9 x 2 3/8"  
 71 x 231 x 60mm

2 UNIT CORNER BUNDLE




**CLOSED-END FASCIA PANEL**  
 5 7/8 x 20 7/8 x 2 3/8"  
 150 x 530 x 60mm



**STANDARD FASCIA HALF PANEL**  
 5 7/8 x 9 1/4 x 2 3/8"  
 150 x 233 x 60mm


## 4 FASCIA PANEL STYLES



SMOOTH



PITCHED




UMBRIANO



SERIES



SUBWAY



LAVANO

## 5 COPING



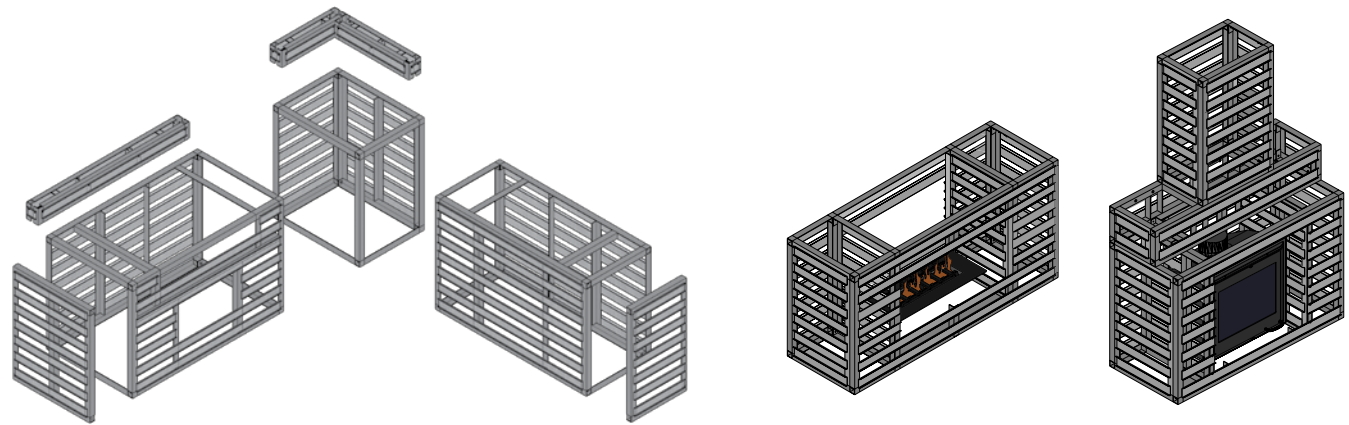
**UNIVERSAL**  
 14 x 19 x 2 3/4"  
 355 x 482 x 70mm

SEE PAGE 158-163 FOR  
 MORE COPING OPTIONS



# U-Cara<sup>®</sup> Modular System

Our U-Cara Modular System offers a variety of aluminium frames that can be mixed and matched to construct vertical features like grill islands, fire features and pillars.



Speak to your contractor to select a design and a U-Cara fascia panel finish to suit your project.



# U-Cara<sup>®</sup> Wall Mount System

The U-Cara Wall Mount System allows you to put the finishing touches on your project by cladding existing structures with U-Cara fascia panels.



Ideal for garden sheds, wing walls, exposed foundation, existing steps or concrete and wood substrates.








**TOP** Granite with Holland Premier™ (Dark Charcoal) banding and Treo® Smooth (Steel Mountain) pavers with Holland Premier (Dark Charcoal) accent

**BOTTOM** Sierra with Artline™ (Fossil) pavers and Town Hall™ (Basalt) accent

Color selection should be chosen from actual samples.

**PRODUCT PAIRINGS**



**Paver**  
Mattoni™  
Page 99



**Pool & Wall Coping**  
Universal  
See page 160



**Step**  
SienaEdge™  
Page 149

**CLASSIC**

Lineo™  
Dimensional Stone



GRANITE




ALMOND GROVE




SIERRA


**4 UNIT RANDOM BUNDLE**




23<sup>3</sup>/<sub>8</sub> x 7<sup>7</sup>/<sub>8</sub> x 3<sup>3</sup>/<sub>8</sub>"  
600 x 200 x 100mm



19<sup>3</sup>/<sub>4</sub> x 7<sup>7</sup>/<sub>8</sub> x 3<sup>3</sup>/<sub>8</sub>"  
500 x 200 x 100mm




15<sup>3</sup>/<sub>4</sub> x 7<sup>7</sup>/<sub>8</sub> x 3<sup>3</sup>/<sub>8</sub>"  
400 x 200 x 100mm



11<sup>1</sup>/<sub>8</sub> x 7<sup>7</sup>/<sub>8</sub> x 3<sup>3</sup>/<sub>8</sub>"  
300 x 200 x 100mm

**INDIVIDUAL UNITS**



**PILLAR / CORNER**  
15<sup>3</sup>/<sub>4</sub> x 7<sup>7</sup>/<sub>8</sub> x 3<sup>3</sup>/<sub>8</sub>"  
400 x 200 x 100mm



**ARCHITECTURAL PILLAR CAP**  
28 x 28 x 3<sup>3</sup>/<sub>8</sub>"  
711 x 711 x 100mm



**UNIVERSAL BASE UNIT**  
14 x 19 x 2<sup>1</sup>/<sub>4</sub>"  
355 x 482 x 55mm





STONEMARK™

REALA™  
Cast from  
natural stone



RIVERCREST WALL

2013

Rivercrest received the  
"red dot" award for high design  
quality and innovation.

## Rivercrest® Wall




COASTAL SLATE



BUFF

### PRODUCT PAIRINGS



**Paver**  
Richcliff®  
Page 113



**Pool & Wall Coping**  
Universal  
See page 160



**Step**  
SienaEdge™  
Page 149

### 4 UNIT RANDOM BUNDLE



STANDARD UNIT 1  
8 x 9-10 x 2¼"  
200 x 230-250 x 57mm



STANDARD UNIT 2  
12 x 9-10 x 2¼"  
300 x 230-250 x 57mm



STANDARD UNIT 3  
12 x 9-10 x 2¼"  
300 x 230-250 x 57mm



STANDARD UNIT 4  
17 x 9-10 x 2¼"  
425 x 230-250 x 57mm

### 2 UNIT CORNER BUNDLE



LONG CORNER UNIT  
17½ x 9-10 x 2¼"  
450 x 230-250 x 57mm



SHORT CORNER UNIT  
14½ x 9-10 x 2¼"  
375 x 230-250 x 57mm

**TOP** Coastal Slate with Copthorne® (Basalt) accent and Umbriano® (Winter Marvel) pavers

**BOTTOM** Coastal Slate with Natural Stone (Black River) coping

Color selection should be chosen from actual samples.





**CLASSIC**

Estate Wall™



GRANITE




ALMOND GROVE



SIERRA

**PRODUCT PAIRINGS**



**Paver**  
Bristol Valley®  
Page 85



**Pool & Wall Coping**  
Universal  
See page 160



**Step**  
SienaEdge™  
Page 149

**3 UNIT 6" BUNDLE**



**6" LARGE UNIT**  
15 3/4 x 9 x 5 7/8"  
400 x 228 x 150mm



**6" MEDIUM UNIT**  
9 x 11 1/8 x 5 7/8"  
228 x 300 x 150mm



**6" SMALL UNIT**  
7 7/8 x 9 x 5 7/8"  
200 x 228 x 150mm



**6" PILLAR/CORNER**  
12 5/8 x 9 x 5 7/8"  
320 x 230 x 150mm

**3 UNIT 3" BUNDLE**



**3" LARGE UNIT**  
14 7/8 x 9 x 3"  
375 x 228 x 75mm



**3" MEDIUM UNIT**  
9 x 11 1/8 x 3"  
228 x 300 x 75mm



**3" SMALL UNIT**  
7 7/8 x 9 x 3"  
200 x 228 x 75mm



**3" PILLAR/CORNER**  
12 5/8 x 9 x 3"  
320 x 230 x 75mm

**2 UNIT COPING BUNDLE**



**COPING UNIT**  
12 1/2 (9 3/8) x 12 x 3"  
317.5 (237.2) x 304.8 x 76.2 mm



**CLOSED-END COPING UNIT**  
12 1/2 (10 7/8) x 12 x 3"  
317.5 (277.4) x 304.8 x 76.2 mm



**UNIVERSAL BASE UNIT**  
14 x 19 x 2 1/4"  
355 x 482 x 55mm

**TOP** Almond Grove with Copthorne® (Basalt) accent

**BOTTOM** Granite with Fullnose™ coping (Charcoal) and Copthorne (Burgundy Red) accent

Color selection should be chosen from actual samples.






PRODUCT PAIRINGS



**Paver**  
Brussels Block®  
See page 80



**Pool & Wall Coping**  
Fullnose™  
See page 161



**Pool & Wall Coping**  
Universal  
See page 160



**Step**  
SienaEdge™  
Page 149

**TOP** Limestone with Beacon Hill™ Smooth pavers

**BOTTOM** Sunset firepit kit in Almond Grove

Color selection should be chosen from actual samples.

CLASSIC


Brussels Dimensional System™



LIMESTONE



ALMOND GROVE



SIERRA



**STANDARD**  
7 7/8" x 11 7/8" x 3 7/8"  
200 x 300 x 100mm



**UNIVERSAL BASE UNIT**  
14 x 19 x 2 1/4"  
355 x 482 x 55mm

SUNSET FIREPIT KITS



Available in round and square.  
See 151 for additional information.





**TOP** Almond Grove with Beacon Hill™ Smooth (Fossil) pavers

**BOTTOM** Granite

Color selection should be chosen from actual samples.


### PRODUCT PAIRINGS



**Paver**  
Beacon Hill™ Flagstone  
See page 71-73



**Pool & Wall Coping**  
Fullnose™  
See page 161



**Pool & Wall Coping**  
Universal  
See page 160



**Step**  
SienaEdge™  
Page 149

## CLASSIC

# Concord Wall™




GRANITE



ALMOND GROVE



SIERRA




**XL UNIT**  
11<sup>7</sup>/<sub>8</sub> x 15<sup>3</sup>/<sub>4</sub> x 5<sup>7</sup>/<sub>8</sub>"  
300 x 400 x 150 mm



**CORNER**  
7<sup>7</sup>/<sub>8</sub> x 11<sup>7</sup>/<sub>8</sub> x 5<sup>7</sup>/<sub>8</sub>"  
200 x 300 x 150mm



**WEDGE CAP UNIT**  
8<sup>1</sup>/<sub>2</sub> (7<sup>3</sup>/<sub>8</sub>) x 12<sup>3</sup>/<sub>4</sub> x 3"  
215 x (187.5) x 323 x 75mm



**COPING / STEP TREAD**  
11<sup>7</sup>/<sub>8</sub> x 23<sup>5</sup>/<sub>8</sub> x 3"  
300 x 600 x 75mm





**CLASSIC**

Concord Wall™ Smooth **New**




GRANITE




ALMOND GROVE



SANDSTONE



**XL TAPERED**  
15¾ x 11⅞ x 5⅞"  
400 x 300 x 150 mm



**COPING**  
15¾ x 11⅞ x 3"  
400 x 300 x 75 mm



**CORNER**  
15¾ x 7⅞ x 5⅞"  
400 x 200 x 150 mm

Color selection should be chosen from actual samples.

Granite



**CLASSIC**

Pisa™ Edge **New**



GRANITE



SANDSTONE



ALMOND GROVE




SIERRA



**STANDARD**  
17¾ x 10¼ x 3½"  
450 x 260 x 90 mm



**CORNER/  
CLOSED-END**  
17¾ x 10¼ x 3½"  
450 x 260 x 90 mm



**COPING/  
CLOSED-END**  
17¾ x 10¼ x 3½"  
450 x 260 x 90 mm

Color selection should be chosen from actual samples.

Almond Grove





**CLASSIC**

SienaEdge™



GRANITE



ALMOND GROVE **NEW**



SANDSTONE **NEW**

**PRODUCT PAIRINGS**



**Paver**  
Urban™  
Page 88



**Pool & Wall Coping**  
Universal  
See page 160



**Step**  
SienaEdge™  
Page 149



**STANDARD / CORNER UNIT**  
11½ x 39¾ x 7"  
290 x 1000 x 180mm



**COPING**  
11½ x 39¾ x 7"  
290 x 1000 x 180mm

*NOTE: Coping Unit can also act as a closed end unit with the unique patented locking mechanism.*



# Firepits and Fire Features

Imagine flames crackling on a cool night, curling up under the stars with friends and family, and sipping a warm cup of hot chocolate. Soak up that sense of bliss from your backyard with a Unilock firepit!



U-Cara



U-Cara



Lineo Dimensional Stone

## SUNSET FIREPIT KIT

Available in Almond Grove, Limestone and Sierra.



### FIREPIT GRILL

Select firepit kits come with a firepit grill that fits securely into the firepit. Sold separately.



## ROMANSTACK™ FIREPIT KIT

Available in Almond Grove, Granite and Sierra.

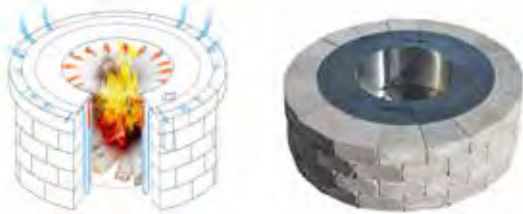


NOTE: Large fires and extreme heat are detrimental to concrete.

## UNILOCK REDUCED SMOKE INSERT

ONLY SELECTED FIREPITS AVAILABLE WITH ZENTRO TECHNOLOGY FIREPIT INSERT

There's nothing like relaxing around a roaring fire to bring family and friends closer together. But with ordinary firepits, smoke always blows in someone's face - usually yours. With Unilock Reduced Smoke Inserts, stinging eyes are a thing of the past. Zentro's patent-pending technology reburns smoke before it gets anywhere near your eyes. Say hello to good times and goodbye to smoke.



## FIREPIT KIT ACCESSORIES

The following accessories are available for any firepit kit. Contact your local Territory Manager for details.



KETTLE HOOK



24" SWING AWAY GRILL



SCREEN

Sunset Firepits only



ACCESSORY POST WITH COLLAR



# Outdoor Kitchens

There's nothing more fun than cooking al fresco. An outdoor kitchen is an entire, defined space dedicated to preparing meals among family and friends, but with a much livelier backdrop!



Brussels Dimensional



Learn about things to consider when designing your outdoor kitchen.



U-Cara

### Design Considerations

Think about how you'll use the space, the outdoor appliances you need, the best location for a kitchen in your yard, and how it will weather in the elements over time.



Rivercrest™ Wall



Lineo Dimensional Stone

From a practical side, an outdoor kitchen is an extension of your home's living and entertaining space, allowing you to make the most of your backyard.



U-Cara




Lineo Dimensional Stone



# Water Features & Pillars

From fountains and ponds, to waterfalls and custom water features, these soothing additions are a popular way to enhance your landscape design.



U-Cara



Lineo Dimensional Stone



Brussels Dimensional


Elevate your outdoor space to new heights by incorporating pillars into your design. With varying heights and functions, pillars create a sense of permanence and strength while also adding visual flair. Take it a step further by incorporating landscape lighting into your pillars to set the mood at night.

# Creative Ideas

The versatility of Unilock products provides a playground for your imagination. From mixing patterns and colors to create a custom sports court, to utilizing Unilock wall systems to beautify a utilitarian window well, the possibilities are endless!



This small storage area becomes a thing of beauty, paved with Unilock Beacon Hill™ Smooth and Universal Coping treads.







# Steps, Treads, Coping & Caps

---

From classic, fullnose shapes to pitched-face edges, our steps, treads and coping offer a wide variety of choices for the finishing touch on your project.

U-Cara® with Umbriano® Finish and Umbriano coping



# Architectural **New** Coping



LIGHT GREY



DARK CHARCOAL



SANDSTONE



12 x 24 x 2 3/8"  
310 x 620 x 60mm




# Umbriano<sup>®</sup> **New** Coping


Exclusive to **JNIBLOCK**



FRENCH GREY



MIDNIGHT SKY



GRENADA WHITE



SUMMER WHEAT *Special Order*



WINTER MARVEL *Special Order*



**BULLNOSE**  
14 x 24 x 2 3/8"  
360 x 600 x 60mm



**CHAMFERED**  
14 x 24 x 2 3/8"  
360 x 600 x 60mm






# Architectural Pillar Cap



LIGHT GREY



DARK CHARCOAL



28 x 28 x 3 7/8"  
711 x 711 x 100mm



# Estate Wall™




ALMOND GROVE



SIERRA



GRANITE



CHARCOAL

## 2 UNIT COPING BUNDLE



12 1/2 (9 3/8) x 12 x 3"  
317.5 (237.2) x 304.8 x 76.2 mm



12 1/2 (10 7/8) x 12 x 3"  
317.5 (277.4) x 304.8 x 76.2 mm

# Concord Wall™




ALMOND GROVE



SIERRA



GRANITE



**COPING/STEP TREAD**  
11 7/8 x 23 5/8 x 3"  
300 x 600 x 75mm



**WEDGE CAP UNIT**  
8 1/2 (7 1/4) x 12 3/4 x 3"  
215 x (187) x 323 x 75mm

# Fullnose™ Coping



ALMOND GROVE



SIERRA **NEW**



LIMESTONE



CHARCOAL



**NEW SIZE**  
5 7/8 x 11 7/8 x 2 3/8"  
150 x 300 x 60mm


# Universal Coping



LIGHT GREY



DARK CHARCOAL



14 x 19 x 2 3/4"  
355 x 482 x 70mm





# Ledgestone™ Coping & Pillar Cap

**STONEMARK™**

REALA™  
Cast from natural stone



BUFF



GREY



**COPING**  
12 x 24 x 2<sup>3</sup>/<sub>4</sub>"  
305 x 610 x 70mm



**CLOSED END COPING**  
12 x 24 x 2<sup>3</sup>/<sub>4</sub>"  
305 x 610 x 70mm



**FULLNOSE COPING**  
12 x 24 x 2<sup>3</sup>/<sub>8</sub>"  
305 x 610 x 60mm



**24" PILLAR CAP**  
24 x 24 x 3<sup>7</sup>/<sub>8</sub>"  
610 x 610 x 100mm



**LARGE COPING**  
13<sup>1</sup>/<sub>2</sub> x 30 x 2<sup>3</sup>/<sub>4</sub>"  
343 x 762 x 70mm



**LARGE CLOSED END COPING**  
13<sup>1</sup>/<sub>2</sub> x 30 x 2<sup>3</sup>/<sub>4</sub>"  
343 x 762 x 70mm


REALA™  
Cast from natural stone



# Natural Stone Coping, Step & Pillar Cap



AUTUMN HARVEST SANDSTONE



GOLDEN SAND SANDSTONE



IVORY SAND SANDSTONE



STONE CLIFF GREY SANDSTONE



BLACK RIVER LIMESTONE

**COPING**



**4' ROCKFACE**  
47<sup>1</sup>/<sub>4</sub> x 11<sup>7</sup>/<sub>8</sub> or 15<sup>3</sup>/<sub>4</sub> x 2"  
1200 x 300 or 400 x 50mm

**6' ROCKFACE**  
70<sup>7</sup>/<sub>8</sub> x 11<sup>7</sup>/<sub>8</sub> or 15<sup>3</sup>/<sub>4</sub> x 2"  
1800 x 300 or 400 x 50mm



**4' FULLNOSE**  
47<sup>1</sup>/<sub>4</sub> x 11<sup>7</sup>/<sub>8</sub> x 2"  
1200 x 300 x 50mm

**6' FULLNOSE**  
70<sup>7</sup>/<sub>8</sub> x 11<sup>7</sup>/<sub>8</sub> x 2"  
1800 x 300 x 50mm

**PILLAR CAP**



**24" PILLAR CAP**  
23<sup>5</sup>/<sub>8</sub> x 23<sup>5</sup>/<sub>8</sub> x 2<sup>5</sup>/<sub>8</sub>"  
600 x 600 x 64mm

**28" PILLAR CAP**  
28<sup>1</sup>/<sub>2</sub> x 28<sup>1</sup>/<sub>2</sub> x 2<sup>5</sup>/<sub>8</sub>"  
725 x 725 x 64mm

**STEP**



**4' LENGTH**  
15<sup>3</sup>/<sub>4</sub> x 47<sup>1</sup>/<sub>4</sub> x 5<sup>7</sup>/<sub>8</sub>"  
400 x 1200 x 150mm

**6' LENGTH**  
15<sup>3</sup>/<sub>4</sub> x 70<sup>7</sup>/<sub>8</sub> x 5<sup>7</sup>/<sub>8</sub>"  
400 x 1800 x 150mm

Color selection should be chosen from actual samples.





# Learn & Plan

Nothing ventured, nothing gained! Transform your hardscape ideas into bold, thrilling reality with the right help, knowledge and preparation. Unilock has the experts, the plans and the tools you need to succeed!



Beacon Hill® Smooth and Copthorne®





Come visit us in Brewster, New York

# UNILOCK Outdoor Idea Center

## See

An expansive display of Unilock products in a life-size outdoor setting

## Talk

To our knowledgeable staff and we'll help you create a plan to achieve the outdoor space you're dreaming about.

## Take

FREE samples of Unilock paver and wall products home with you.



51 International Blvd, Brewster, NY 10509

Scan here for more information and a 3D virtual tour!

Please feel free to walk around and browse our Outdoor Idea Center at any time. Call 1-800-UNILOCK or visit [Unilock.com](http://Unilock.com) for more details and staff hours.



**VISION**  
3D LANDSCAPE CREATOR



3D Rendering Created with Uvision® 3D Design Software



Finished Project

While there are many contractors and designers who still prefer to draw by hand, more and more plans today are being created digitally and in 3D.

If you're having trouble imagining what your project will look like when it's complete, a 3D design can really help.

Speak to your contractor about how 3D design can help you visualize the possibilities for your project!

Connect with us online or by phone to find a qualified contractor who can prepare a 3D design for your project!



Your one-stop shop for a wide variety of resources to help you kick-start your hardscape project, the Unilock way!

# Resources at **Unilock.com**

Throughout your project journey we know you'll have lots of questions, and our website has answers. From the hundreds of topics covered in our Knowledge Center, to design advice and inspiration, we're here to help far beyond your selection of Unilock products. We can even help you connect with a local installation contractor you can trust. Connect with us online or at 1-800-UNILOCK.



Knowledge Center



Design Advice



Unilock Authorized Contractors



Frequently Asked Questions



# Protect your Investment

Learn how to take care of your Unilock products to ensure that they stay beautiful and functional for years to come.

## Spring 🌱

While the majority of Unilock products require little maintenance, there are a number of preventative steps that can be performed each spring to ensure that your project keeps its pristine appearance throughout patio season.

Examine for "creep" – this is where pavers push out as a result of winter stress, traffic or edge restraint failure – as well as dips, deformations or stains. Should you discover any of these problems, they are fixable; speak to your contractor or reach out to us for solutions. Wash your paver surface with a simple soap and water solution and top up jointing material if necessary.

## Fall 🍂

While the leaves changing colors in the fall is a beautiful sight, the stains they leave behind on pavers can be an eyesore. Clean any debris, and remove any planters, barbecues or furniture that may leave behind rust marks.

## Winter ❄️

Metal blades on plows or shovels may scratch the surface of your pavers. It is recommended you use plastic shovels or protective plastic blades on your plows or snow blowers. Although Unilock products are resistant to de-icing salt, it is strongly advised to use calcium-based products or rock salt (sodium chloride) to melt ice.

**Note:** Avoid magnesium-based de-icing products as they are very aggressive and may cause damage to the surface of pavers.

### STOP WEEDS BEFORE THEY TAKE ROOT

Weeds do not grow up from the soil below. Instead, dirt and weed seeds blow in from adjacent lawn and garden areas and may germinate in between the joints. Keeping the joint sand topped up near the surface will help the weed seeds to blow over the joint and not into the joint.

**IN THE PAST** - Basic sand was the only jointing material available. Rain would erode the sand if it wasn't replaced frequently, leaving parts open to vegetation growth.

**TODAY** - There are new types of sand-stabilizing compounds and polymeric jointing materials that relieve homeowners of this maintenance worry.





# Finding the Right Fit

Even the best materials can be spoiled by subpar installation and craftsmanship, which is why choosing the right contractor for the job is the most crucial decision for your project. Remember that the cheapest quote is rarely the best option, so make sure to ask the right questions.



## NEED HELP FINDING A QUALIFIED CONTRACTOR?

Unilock Authorized Contractors have met our exacting standards for installation methods and business practices. Connect with us online, by phone or at one of our locations and we'll be happy to connect you with a contractor in your area who is guaranteed to do the job right.



Register online at [Unilock.com](https://www.unilock.com) and we'll match you with a Unilock Authorized Contractor in your area.

# 8 Tips for Choosing a Contractor



## 1 WORKMANSHIP

Ask to see completed projects from more than two years ago to see how their work holds up.

Are the curves of the project cut in a way that minimizes large gaps? Are small or awkward cuts minimized?

Have edge restraints been used and are they still in place?

How long does the contractor guarantee their work?

Has there been a warranty claim filed against the company in the past two years?

## 2 SUB-CONTRACTING

Some contractors will hire other companies to perform parts of the work, like lighting and irrigation. Be sure to ask how these sub-contractors will be managed or vetted.



Scan here for a Project Planning Guide and helpful Contractor Checklist.

## 3 EXPERIENCE

How long has the contractor been installing pavers and walls?

Has the contractor installed projects in the past with the features you're considering?

## 4 PREPARATION

What are the contractor's base preparation methods?

What materials are used and why?

Is there a standard procedure for base preparation or will the contractor assess your site's unique needs?

## 5 SCHEDULE

How far in advance are projects being booked and how long might your project take?

What are the contractor's payment terms?

Do they require a deposit upfront to secure the timing of the project?

## 6 DOCUMENTATION

Does the contractor have the proper licensing for their work?

Does the contractor have liability insurance and are employees covered by Workers Compensation?

Will permits be required for the job and if so, who is responsible to secure them?

## 7 COMPATIBILITY

Do you like this contractor? Can you trust them? Can you easily communicate and understand each other?

Will the person you're meeting be on site throughout the project or will someone else be your day-to-day point of contact?

Contact references to help understand how your contractor will operate throughout a project.

## 8 DESIGN

Do they offer a design service? What is the cost for this?

Do they offer hand-drawn or 3D-rendered concept designs?

Are the contractor's designs something you would like for your project?



# Time to Break Ground



## 1 EXCAVATION

All outdoor projects should begin with the removal of grass and topsoil. The depth will be determined by two things:

1. **Soil Type** - Sandier soil requires less excavation than clay-based soil.
2. **Use** - Patios and walkways, which take lighter loads should require less excavation than driveways and retaining walls, which require deeper excavation.

Depth of excavation can be reduced significantly if a layer of DriveGrid is placed at the bottom of the excavation before gravel gets placed. Loose subsoil should always be compacted prior to installing DriveGrid and gravel.



Learn about frequently used terms in the hardscape industry.

## 2 GRAVEL BASE

A gravel base is placed into the excavated area. Ideally, this gravel base will need to be:

- > **Strong enough** to support the weight of anything placed on the surface.
- > **Free draining** to allow water to escape the base and enter the subsoil. A perforated drain pipe in the gravel base may be necessary for retaining walls in order to direct water away from the wall's base.
- > **Extended** at least 6" (150mm) beyond the finished paver surface's edges.
- > **Compacted** in several layers, using the proper equipment.

## 3 BEDDING LAYER

On top of the firm gravel base, a 1" (25mm) layer of sand or tiny stone chips is spread out and smoothed. This layer enables the levelling or sloping of paver or wall units for drainage and smoothness.

Some contractors may recommend a poured concrete surface over a standard bedding layer, which is acceptable if the concrete is carefully poured and rests on a solid, well-drained base.

**Note:** Once concrete is poured, the height of paver or wall units can no longer be adjusted.



## 4 RESTRAINT SYSTEM

To prevent pavers from shifting, a concrete edge will be constructed or an edge restraint fixed with long metal spikes. For walls, adhesive can be used to secure rows of blocks together. Larger retaining walls may require geogrid every few layers to secure the wall into the soil that is being retained.

## 5 JOINT MATERIAL

There are three types of joint material to choose from:

**Basic Jointing Sand** - Years ago, this was the only joint material available. As it wears away, issues with weeds could arise. If you decide to choose basic sand, we advise using a joint stabilizing sealant and be ready to top up the sand as necessary.

**Polymeric Sand** - This special sand is blended with a binding ingredient to help it stay in place longer. Check with your local Unilock Dealer for the best jointing sand/compound for your project.

**Resin Sand** - Resin sands are the strongest jointing sand available, and have been proven to have the longest lifespan of any jointing sand. Different resin sands are available for various uses.

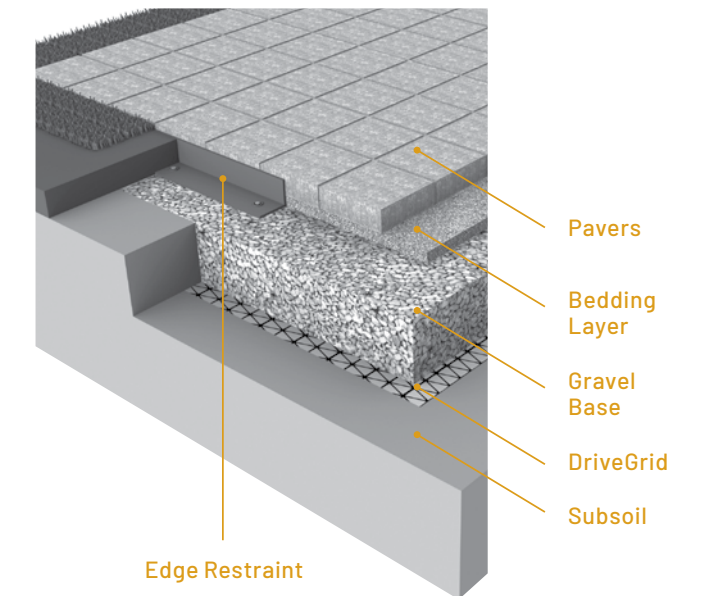
## 6 SEALING

Unilock pavers will be durable with or without a sealer. Some homeowners may choose to apply a sealer to enhance paver color, while others choose to appreciate the color of the pavers as they are. If you decide to seal, be prepared to re-seal your pavers every 3-5 years.

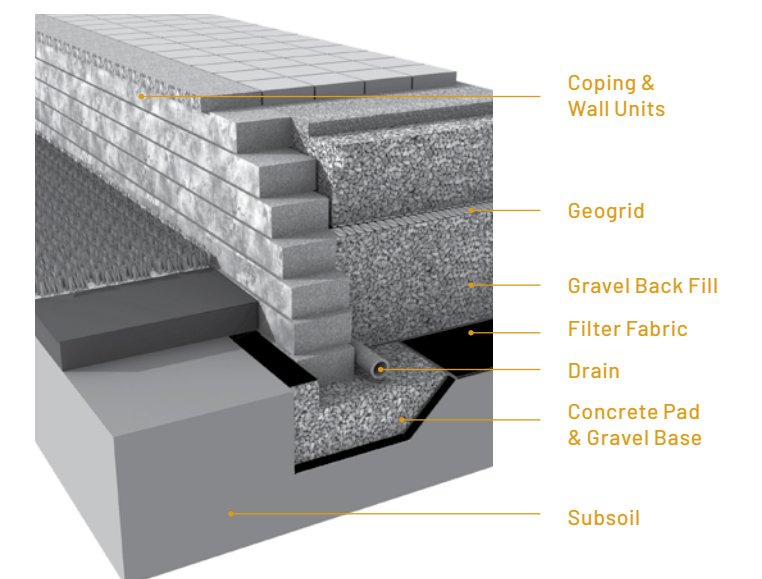
### Factory-Sealed Products

Elegance® pavers and Unilock® pavers manufactured with EasyClean™ have been pre-sealed at the factory. To clean and brighten the surface at any time, a gentle power washing of the surface is recommended. If you wish to re-seal, wait a minimum of three years before applying sealant. Use only solvent-based sealants on factory-sealed products.

## PAVER CONSTRUCTION



## WALL CONSTRUCTION



A proper base ensures that your pavers and walls won't shift during freeze/thaw cycles.



# The Choice of Design Professionals

For decades, architects, landscape architects, and engineers have used the same Unilock products that are available to homeowners to design world-class commercial spaces across North America.



**MLK Justice Plaza, Newark, NJ** Designer: BARRETO / DOWD Landscape Architecture | Comito Associates



**Indianapolis Motor Speedway, Indianapolis, IN** Designer: Browning Day Mullins Dierdorf

**Pier 4, Boston, MA**  
Designer: Mikyoung Kim Design



**White Plains Public Library, White Plains, NY**  
Designer: IQ Landscape Architects



# Our Quality Commitment



Visit [Unilock.com](http://Unilock.com) to register for your Transferable Lifetime Guarantee.

Unilock was the first concrete paver manufacturer in North America to offer a Lifetime Guarantee, and since then we have continued to stand behind it to ensure customers are completely satisfied with our products. With almost 2 billion stones in the ground, that's quite the commitment!

Our products are better and stronger than other brands. In fact, our internal standards of manufacturing in the USA and Canada far exceed industry standards set by ASTM (American Society for Testing and Materials) and CSA (Canadian Standards Association) and other European organizations.

## LIFETIME GUARANTEE - RESIDENTIAL

Our Transferable Lifetime Guarantee warranties the structural integrity of Unilock concrete paving stones and retaining wall units when used in residential applications. It covers any structural failure or deterioration of the concrete unit resulting from normal use or from the reasonable application of sodium chloride (common rock salt used for de-icing). StoneMark™ products have the same warranties as Unilock paving stones and retaining walls, but cannot be warranted against damage resulting from de-icing products.

Any materials installed and maintained to our guidelines, and subject to normal wear, that prove defective, will be replaced without cost. Proof of purchase is required. Customers are encouraged to submit receipts to us as soon as their project is complete, using the Unilock

Warranty Registration Form on our website ([Unilock.com](http://Unilock.com)).

Purchasers need to ensure that the product they purchase is appropriate for their intended application; for example, only certain thicknesses of products are appropriate for driveways. Color matching of the replacement product and/or lost time cannot be guaranteed and labor costs related to installing replacement product is not included. Unilock reserves the right to seek a professional diagnosis and opinion to determine the exact cause of the product failure. If the failure falls within our warranty parameters, Unilock will replace the defective product.

**EXCLUSIONS** - Unfortunately, some things are beyond the control of Unilock, and are therefore not covered by this warranty. These include: naturally occurring efflorescence, hazing from polymeric jointing sand, scratching and chipping resulting from snow removal or construction equipment, damage caused by natural or un-natural disasters, or negligence by anyone other than Unilock. While EasyClean helps to increase a paver's resistance to staining from various substances, it does not make our products stain-proof nor does it resist every kind of stain. The Unilock warranty also does not cover deterioration or damage as a result of poor design or poor installation practices that are contrary to specifications as laid out by ICPI (Interlocking Concrete Pavement Institute) and the NCMA (National Concrete Masonry Association). For more information please visit [www.icpi.org](http://www.icpi.org) and [www.ncma.org](http://www.ncma.org). Additionally, please refer to the Maintenance, Color and Installation Advisories.

## MAINTENANCE ADVISORY

### 1. Cleaning and Sealing

As with anything that is outdoors, Unilock products are subject to harsh weather, dust, acid rain, leaf stains, water stains and general wear from foot or vehicular traffic. Therefore, periodic cleaning using environmentally safe detergents designed for cleaning concrete is recommended to maintain a bright, fresh appearance.

To make subsequent cleaning easier and more effective, a concrete sealer can be applied to new or cleaned products to help prevent the penetration of substances that can cause stains.

There are many types of concrete cleaners and sealers on the market. Always read the instructions carefully before using the product to make sure that it will function as expected. Testing first, in a small unobtrusive area, is always a good idea to ensure the results are acceptable. Consult your local hardscape dealer to find the products best suited for your paver or wall installation.

### 2. Winter Maintenance

Snow removal by way of metal blades on plows or shovels will scratch and chip the surface of pavers, causing permanent damage. To mitigate this risk, metal snow clearing blades must always have a polyurethane or rubber cutting edge attached when plowing pavers.

**De-icing Salts** - The use of de-icing products on paver surfaces is important for safety and to help mitigate snow accumulation. Most de-icing products will have some effect on concrete, even if the product label indicates that it

is safe on concrete. If you must use a de-icing product, we recommend that you use Sodium Chloride (ordinary rock salt) or Calcium Chloride (for colder climates). Always apply sparingly. The use of de-icing products on StoneMark, wet-cast pavers, slabs or coping may damage the product and therefore is not recommended. Whenever possible use a coarse sand as an anti-slip measure instead of de-icing chemicals.

## COLOR ADVISORY

### 1. Selection

Due to the inherently variable nature of printed materials and digital monitors, Unilock cannot guarantee that products will match the color of printed or online images. Therefore, when making final product selections, decisions should be made based on actual stones which are readily available from Unilock, Authorized Contractors or Authorized Dealers. Most Unilock products are not comprised of a single color, but rather contain blended colors for a more natural appearance. This means that there will be significant color variance from stone to stone, so purchasers should view multiple units together to get a more accurate impression of the overall color. *Note: Unilock Natural Stone variations are outside the control of Unilock. Purchasers of natural stone must be willing to accept this inherent variability.*

### 2. Pre-installation checking

Always check the label to ensure that the Unilock product delivered to your project is the product and color ordered. If there is a discrepancy, or if the product

inside the packaging doesn't appear to be correct, contact your hardscape dealer before installing any pavers or wall units. If the product is installed, it indicates your acceptance of the products as delivered.

### 3. Blending

If the project requires more than one bundle of product it's always a good idea to draw product from several bundles when installing, as this ensures that any variation between bundles will be seamlessly integrated in the project. When bundles are from different production runs, random selection from multiple bundles is even more important.

### 4. Efflorescence

Efflorescence is a naturally occurring process that may appear as a white or light grey powder on the surface of concrete, clay or natural stone. It is temporary, and will disappear over time. However, if it is bothersome, an efflorescence cleaner can be used to remove it. There is no way to predict or prevent efflorescence. Because it does not compromise the structural integrity of the product, it is not covered by Unilock product warranties.

## INSTALLATION ADVISORY

### 1. Construction Residue

While a certain amount of dirt on pavers and walls is inevitable during the construction phase, installers are strongly encouraged to clean as they go as construction residue can embed in the surface and become difficult to remove. The slurry produced during wet-saw cutting is particularly stubborn to clean if allowed to dry on the surface of

pavers. Unilock warranties do not cover stains caused by a failure to remove construction residue.

### 2. Polymeric Haze

Surface hazing caused by polymeric jointing sand is not the responsibility of Unilock. Polymeric jointing sand should only be installed by an experienced and knowledgeable contractor. Any sand that is left on the surface prior to activation will result in a haze that is very difficult and time-consuming to remove. Only the highest quality, brand name polymeric sand that is guaranteed by the manufacturer should be used.

### 3. Compaction Damage

Both smooth and textured paver surfaces can be scratched by compaction equipment used to 'flatten' a new paver installation. Therefore, metal plate compactors must be fitted with a polyethylene mat to protect the paver surface from becoming scratched, or a superior option is to use a rubber-roller compactor instead. Damage to product surfaces caused by failure to follow these instructions is not covered by Unilock product warranties.

## FIRE PIT WARNING

Wood-burning fire pits must be lined with a proper metal insert or refractory (fire-rated) brick to protect the concrete components from extreme exposure to heat. Extreme heat on a concrete surface may affect the structural integrity of the concrete and can be dangerous. The floor of the fire pit should always be constructed using refractory brick or a sand bed. For your safety, always use a spark screen over the fire.



# Index

## PAVERS AND SLABS

Artline™ Smooth	97
Artline Umbriano	95
Beacon Hill™ Flagstone (60mm)	71
Beacon Hill™ Flagstone (80mm)	73
Beacon Hill Smooth	65
Beacon Hill Smooth / EasyClean	67
Beacon Hill Smooth Slab	69
Bristol Valley®	85
Brussels Block®	80
Copthorne®	125
Courtstone®	117
Eco-Priora™ Premier	105
Hex™	101
Holland Premier™	102
Mattoni™	99
Natural Stone	109
Nordic Cobble™	107
Porcelain Tile	111
Promenade™	103
Revela™	87
Richcliff®	113
Skyline™	89
Series™	100
Thornbury™ Smooth	81
Town Hall®	121
Transition™	83
Treo®	77
Treo Smooth	79
Tribeca Cobble™	106
Umbriano®	93
Umbriano Slab	91
Urban	88
Westport™	75

## RETAINING WALLS AND VERTICALS

Brussels Dimensional System™	143
Concord Wall™	145
Concord Wall™ Smooth	146
Estate Wall™	141
Lineo™ Dimensional Stone	137
Pisa™ Edge	147
Rivercrest® Wall	139
SienaEdge™	149
U-Cara®	131-133
U-Cara Modular System	134
U-Cara Wall Mount System	135

## STEPS, TREADS, COPING & CAPS

Architectural Coping	158
Architectural Pillar Cap	160
Concord Wall™	161
Estate Wall™	161
Fullnose™	161
Ledgestone™	162
Natural Stone	163
Umbriano Coping	159
Universal Coping	160

## TOPICS OF INTEREST

Borders & Accents	14
Coatings & Finishes	8
Classic	52
ColorFusion™	59
Construction Process	172
Contractor Tips	170
Coping	156
Creative Ideas	155
EnduraColor™	52
Elegance™	52
EasyClean™	58
Fire Features & Firepits	150
Joint Material	14
Laying Patterns	13
Maintenance	169
Outdoor Idea Center	166
Outdoor Kitchens	152
Permeable Pavers	55
Pillars	154
Reala™	57
Retaining Walls	129
Steps	156
Ultima™	56
Unilock Resources	168
Unique Touches	14
Uvision	167
Water Features	154

Unilock Ltd. and Hengestone Holdings, Inc. are the owners or authorized users of all trademarks used in this publication unless otherwise specified. Umbriano® are trademarks of Metten Stein + Design GmbH & Co KG used under license by Unilock®. Measurements throughout this portfolio are nominal. Not all products shown are available at all Unilock locations. Log on to Unilock.com for availability. Colors shown in this catalog should be used only as a guide. Colors should always be chosen from actual samples. Contact your local Unilock representative for color availability in your area.

©2024 Hengestone Holdings, Inc.



## FOLLOW US






[@Unilock](#)


[@UnilockLife](#)







**TRANSFORMING  
HARDSCAPES**

**BOSTON**

(508) 278-4536

**CHICAGO**

(630) 892-9191

**MILWAUKEE**

(262) 742-3890

**KANSAS**

(913) 417-7985

**MICHIGAN**

(248) 437-7037

**NEW YORK**

(845) 278-6700

**MID-ATLANTIC**

(202) 798-2060

**ONTARIO**

(416) 646-9000

**CINCINNATI / KY / TN**

(513) 202-0219

**OHIO/WESTERN PA**

**/WNY&CNY**

(330) 927-4000



**UNILOCK.COM**  
1-800-UNILOCK